


KOREAN FOR ALL

SOO KIM



**Soo&
Carrots**

www.sooandcarrots.com



Main Characters



수현 Suhyun



크리스티나 Kristina



후지모리 Fujimori



낸시 Nancy



패트릭 Patrick



울리케 Ulrike



피에르 Pierre



유왕 Yu Wang





차례(Contents)

1	Start from the Alphabet. Let's Learn Hangeul(한글)	4
2	저는 크리스티나예요! Introduce yourself!	10
3	저는 미국인이 아니예요. I'm not American.	18
4	제 가방이에요! This is my bag!	28
5	휴대폰에 사진이 있어요. There's a photo on my phone.	40
6	전화번호가 뭐예요? What is your phone number?	48
7	비빔밥 하나랑 만두 다섯 개 주세요. Give me one Bibimbap and five dumplings!	56
8	몇 시예요? What time is it?	70
9	내일 친구들과 에버랜드에 가요! I'm going to Everland with my friends tomorrow!	80
10	집에서 드라마를 봐요. I watch dramas at home.	88
11	옷장 안에 무서운 귀신이 있어요! There's a scary ghost inside the wardrobe!	102
12	수원 화성에 어떻게 가요? How can I go to Hwaseong Fortress?	116
13	어제는 콘서트에 갔어요. I went to a concert yesterday.	124
14	매운 음식 먹지 마세요. Don't eat spicy food.	134
15	한국인 친구를 많이 사귀고 싶어요. I'd like to make many Korean friends.	144

1

Start from the Alphabet. Let's Learn Hangeul(한글)

Basic Knowledge about 한글(hangeul)

한	글
Korean	Letter



- ✿ The Korean Alphabet
- ✿ 한(han) means “Korean” and 글(geul) means “letter”.
- ✿ It was created by King Sejong of the Joseon Dynasty in 1443
- ✿ About 80 million people speak Korean
- ✿ 한글 is written from **Left to Right, Top to Bottom**
- ✿ There are 19 consonants and 21 vowels in the Korean alphabet
- ✿ The Korean alphabet does not have the following sounds: F, R, V, Z.
- ✿ One word block should be CV(Consonant + Vowel) or CVC(Consonant + Vowel + Final Consonant).
- ✿ Korean consonants or vowels cannot be written on their own.
- ✿ Unlike **Japanese or Chinese**, 한글 doesn't have complicated strokes or Chinese characters.



자음(Consonants)

ㄱ (g)	ㄲ (kk)	ㄴ (n)	ㄷ (d)	ㄸ (tt)
기역 Giyeok	쌍기역 ssang giyeok	니은 nieun	디귄 digeut	쌍디귄 ssang digeut
ㄹ (l)	ㅁ (m)	ㅂ (b)	ㅃ (pp)	ㅅ (s)
리을 rieul	미음 mieum	비읍 bieup	쌍비읍 ssang bieup	시옷 siot

ㅆ (ss)	ㅇ (*)	ㅈ (j)	ㅉ (jj)	ㅊ (ch)
쌍시옷 ssang siot	이응 ieung	지읒 jieut	쌍지읒 ssang jieut	치읒 chieut
ㅋ (k)	ㅌ (t)	ㅍ (p)	ㅎ (h)	♥
키읔 kieuk	티읕 tiet	피읖 pieup	히읇 hieut	

❖ ㅇ has no sound

모음(Vowels)

ㅏ	ㅑ	ㅓ	ㅕ	ㅗ	ㅛ
a	ae	ya	yae	eo	e
ㅜ	ㅠ	ㅡ	ㅜ	ㅞ	ㅟ
yeo	ye	o	wa	wae	oe

ㅝ	ㅜ	ㅞ	ㅟ	ㅠ
yo	u	wo	we	wi
ㅠ	ㅡ	ㅣ	ㅣ	♥
yu	eu	ui	i	

- ❖ ㅏ, ㅑ, ㅓ, ㅕ, ㅗ, ㅛ, ㅜ, ㅠ, ㅡ, ㅣ → Should be written on the right side of consonants.
- ❖ ㅝ, ㅞ, ㅟ, ㅠ, ㅡ, ㅢ, ㅣ, ㅤ, ㅥ, ㅦ, ㅧ, ㅨ, ㅩ, ㅪ, ㅫ, ㅬ, ㅭ, ㅮ, ㅯ, ㅰ, ㅱ, ㅲ, ㅳ, ㅴ, ㅵ, ㅶ, ㅷ, ㅸ, ㅹ, ㅺ, ㅻ, ㅼ, ㅽ, ㅾ, ㅿ, ㅿ → Should be written below the consonants.

Examples

- ☀ ㄱ(g) + ㅏ(a) = 가(ga)
- ☀ ㄴ(n) + ㅓ(o) = 노(no)
- ☀ ㅁ(m) + ㅜ(yeo) = 며(myeo)
- ☀ ㅇ(*) + ㅞ(wo) = 워(wo)



받침(Final Consonant)

ㄱ	ㅏ
ㅇ	
ㅁ	
ㄷ	
ㄹ	

받침(batchim) should be put at the bottom and pronounced at the end of a Korean syllable block. When writing, you can use all 19 consonants and mixed consonants for the 받침,

but they can have only 7 sounds [ㄱ, ㄴ, ㄷ, ㄹ, ㅁ, ㅂ, ㅇ] which are k, n, t, l, m, p, ng.

Final consonants	Sound	Romanization	Examples
ㄱ, ㅋ, ㆁ, ㄲ, ㄷ, ㄸ	ㄱ	k	곡[곡]-gok 밖[밖]-bak 닭[닭]-dak
ㄴ, ㄴᄂ, ㄴᄃ	ㄴ	n	산[산]-san 안다[안따]-antta 만다[만타]-manta
ㄷ, ㅌ, ㅍ, ㅍ, ㅍ, ㅍ, ㅎ	ㄷ	t	얼다[얼따]-eotta 옷[]-ot 꽃[]-kkot
ㄹ, ㄹᄂ, ㄹᄃ, ㄹᄄ	ㄹ	l	발[발]-bal 널다[널따]-neoldda 할다[할따]-haldda
ㅁ, ㅂ	ㅁ	m	밤[밤]-bam 삼[삼]-sam
ㅂ, ㅃ, ㅅ, ㅆ	ㅂ	p	답[답]-dap 덧개[덧개]-deopgae 값[값]-gap
ㅇ	ㅇ	ng	방[방]-bang

Practice



옷

clothes

옷

강

river

강

집

house

집

공

ball

공

춤

dance

춤

방

room

방

칼

knife

칼

산

mountain

산

탑

tower

탑

달

moon

달

활

bow

활

꽃

flower

꽃

빵

bread

빵



duck

오리	
----	--



puppy

강아지	
-----	--



cucumber

오이	
----	--



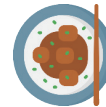
corn

옥수수	
-----	--



head

머리	
----	--



bulgogi

불고기	
-----	--



baby

아기	
----	--




fish

물고기	
-----	--

2

저는 크리스티나예요! Introduce yourself!



🌸 Dialogue 1

- 크리스티나 안녕하세요? 저는 크리스티나예요. 이름이 뭐예요?
수현 수현이에요. 저는 선생님이에요. 크리스티나 씨는 직업이 뭐예요?
크리스티나 저는 회사원이에요.
수현 만나서 반갑습니다.
크리스티나 저도 만나서 반갑습니다.

🌸 Dialogue 2

- 크리스티나 수현 씨 이분은 누구예요?
수현 후지모리 씨예요.
크리스티나 만나서 반갑습니다, 후지모리 씨. 후지모리 씨는 학생이에요?
후지모리 네, 저는 학생이에요.



Words and Expressions

안녕하세요	Hello	회사원	salary man, office worker
이름	name	누구 누구예요?	who who is she/he?
선생님	teacher	~씨	(honorific) Ms./Mr.
학생	student	만나서 반갑습니다	Nice to meet you.
직업	job, occupation	~도	also, too, as well

저는 ~예요/이에요

= I am ~

It's used to say your name/occupation/nationality/relationship/position.

If the noun ends with a final consonant(받침) → **이에요**

If the noun doesn't end with one → **예요**

ex.

- ❖ 저는 수현이에요. (I am Suhyun.) / 저는 크리스티나예요. (I am Kristina.)
- ❖ 저는 학생이에요. (I am a student.) / 저는 가수예요. (I am a singer.)
- ❖ 저는 선생님이에요. (I am a teacher.) / 저는 변호사예요. (I am a lawyer.)

~이/가 뭐예요?

= **What is ~?**

It's used when asking for certain information or the meaning of a word.

If the noun ends with a final consonant(받침) → **이**

If the noun doesn't end with one → **가**

ex.

- ❖ 이름이 뭐예요? (What is your name?)
- ❖ 직업이 뭐예요? (What is your job?)
- ❖ 정답이 뭐예요? (What is the correct answer?)
- ❖ 특기가 뭐예요? (What is your specialty?)
- ❖ 취미가 뭐예요? (What is your hobby?)
- ❖ 찌개가 뭐예요? (What is Jjigae?) (*찌개 : thick soup)

저는 ~예요/이에요

Please circle the correct ending.



A : 이분이 누구예요?

B : 마리아 씨(이에요 / 예요).



A : 직업이 뭐예요?

B : 회사원(이에요 / 예요).



A : 취미가 뭐예요?

B : 야구(이에요 / 예요).



A : 전공이 뭐예요?

B : 경제학(이에요 / 예요).



Please build sentences using “저는 ~예요/이에요” and the given words.



I am “Your Name”.

→ _____



I am a firefighter.
(*firefighter : 소방관)

→ _____



I am a flight attendant.
(*flight attendant : 승무원)

→ _____



I am a secretary.
(*secretary : 비서)

→ _____



I am a journalist.
(*journalist : 기자)

→ _____



I am a lawyer.
(*lawyer : 변호사)

→ _____


~이/가 뭐예요?

Please build a proper sentence with 이/가 뭐예요?



(nationality : 국적)
What is your nationality?

→ _____



(major : 전공)
What is your major?

→ _____



(Kimchi : 김치)
What is Kimchi?

→ _____



(problem : 문제)
What is the problem?

→ _____



Mini Test

Complete the blank spaces with the given words.

선생님 취미 누구

- A : 이분이 _____ 예요?
B : 미나 씨예요.
- A : _____ 가 뭐예요?
B : 춤이에요. (*춤 : dance)
- A : 미나 씨. 직업이 뭐예요?
B : _____ 이에요.

Build sentences using “저는 ~예요/이에요” and the given words.

간호사(nurse)

경찰(police)



- _____
- _____

Culture and Expansions



Basic Korean Expressions




안녕/안녕하세요
(Hello)



THANK
YOU

고마워/고맙습니다
(Thank you)



미안해/미안합니다
(I'm sorry)



천만에요
(You're welcome)



안녕히 계세요
(Good bye)
(speaker is leaving)



안녕히 가세요
(Good bye)
(listener is leaving)



Words related to Occupations/Jobs



요리사
(cook)



공무원
(public officer)



군인
(soldier)



의사
(doctor)



운동선수
(sports player)



변호사
(lawyer)



주부
(homemaker)




화가
(painter)



농부
(farmer)

3

저는 미국인이 아니에요.
I'm not American.



Dialogue 1

- 후지모리 크리스티나 씨는 미국인이예요?
크리스티나 아니요. 저는 미국인이 아니예요. 저는 러시아 사람이예요.
후지모리 저는 일본인이예요. 패트릭 씨는 어느 나라 사람이예요?
패트릭 저는 필리핀 사람이예요.

Dialogue 2

- 패트릭 크리스티나 씨. 낸시 씨는 미국 사람이예요?
크리스티나 네, 낸시 씨는 미국에서 왔어요.
패트릭 울리케 씨는요? 울리케 씨도 미국 사람이예요?
크리스티나 아니요. 울리케 씨는 독일 사람이예요.



Words and Expressions

어느 나라	which country	미국인 미국 사람	American
아니요	no	러시아인 러시아 사람	Russian
사람	person	일본인 일본 사람	Japanese
~에서	from	필리핀인 필리핀 사람	Filipino
왔어요	came	독일인 독일 사람	German

Country Name + ~인이예요/~사람이예요/~에서 왔어요 = Subject is ~ese/ish/an (nationality) / Subject is from ~

All these (expressions) are used to tell or ask someone's nationality.

인 and 사람 both mean "person" in Korean. So, when using a country's name + 인 or 사람, it means a person of that country. ~에서 means **from** and 왔어요 means **came** so using a "country's name" + "~에서 왔어요" means "to be from that country".

ex.

- ❖ 저는 미국인이예요. (I am American.)
- ❖ 수현 씨는 한국 사람이예요. (Suhyun is Korean.)
- ❖ 후지모리 씨는 일본에서 왔어요. (Fujimori is from Japan.)
- ❖ 이핑 씨는 중국인이예요. (Yiping is Chinese.)
- ❖ 피에르 씨는 프랑스에서 왔어요. (Pierre is from France.)

~이/가 아니예요 = Subject is not ~

This phrase is used to express a negative simple sentence.

If the noun ends with a final consonant(받침) → 이 / If it doesn't end with one → 가

ex.


- ❖ 저는 베트남 사람이 아니예요. (I am not Vietnamese.)
- ❖ 크리스티나 씨는 학생이 아니예요. (Kristina is not a student.)
- ❖ 후지모리 씨는 요리사가 아니예요. (Fujimori is not a cook.)
- ❖ 울리케 씨는 교수가 아니예요. (Ulrike is not a professor.)

~인이에요

Please complete the following sentences ~인이에요.




희연 씨는 _____
(Korea : 한국)



막심 씨는 _____
(France : 프랑스)

~사람이에요

Please complete the following sentences using ~사람이에요.



파티마 씨는 _____
(Iran : 이란)



앤드류 씨는 _____
(U.K. : 영국)



~에서 왔어요

Please complete the sentences below using ~에서 왔어요.




야니 씨는 _____
(Indonesia : 인도네시아)



안토니오 씨는 _____
(Mexico : 멕시코)



기노 씨는 _____
(Netherland : 네덜란드)



피아 씨는 _____
(Philippines : 필리핀)

~이/가 아니에요

Please complete the translations using ~이/가 아니에요.



(model : 모델)
I'm not a model.

→ 저는 _____



(Australia : 호주)
Maria is not Australian.

→ 마리아 씨는 _____



(doctor : 의사)
Ari is not a doctor.

→ 아리 씨는 _____




(Vietnam : 베트남)
Jenny is not Vietnamese.

→ 제니 씨는 _____



Mini Test

Please complete the sentences below.



A : 이분이 누구예요?

B : 알리나 씨 _____

A : 러시아 사람이에요?

B : 아니요. _____

알리나 씨는 _____

(Uzbekistan : 우즈베키스탄)



A : 직업이 뭐예요?

B : 야구선수 _____

A : 미국인이예요?

B : 아니요. _____

저스틴 씨는 _____

(Canada : 캐나다)



A : 직업이 뭐예요?

B : 선생님 _____

A : 케냐 사람이에요?

B : 아니요. _____

린다 씨는 _____

(Nigeria : 나이지리아)

Country Names



미국
(U.S.A.)



필리핀
(Philippines)



중국
(China)



일본
(Japan)



영국
(U.K.)



호주
(Australia)



캐나다
(Canada)



멕시코
(Mexico)



콜롬비아
(Colombia)



독일
(Germany)



우즈베키스탄
(Uzbekistan)



브라질
(Brazil)



이탈리아
(Italy)



베트남
(Vietnam)



태국
(Thailand)



프랑스
(France)




스위스
(Switzerland)



벨기에
(Belgium)



스페인
(Spain)



모로코
(Morocco)



이란
(Iran)




스웨덴
(Sweden)



이라크
(Iraq)



사우디아라비아
(Saudi Arabia)



인도네시아
(Indonesia)




나이지리아
(Nigeria)



인도
(India)




몽골
(Mongolia)



말레이시아
(Malaysia)



세르비아
(Serbia)



싱가포르
(Singapore)



터키
(Turkey)



이집트
(Egypt)



알제리
(Algeria)




파키스탄
(Pakistan)



캄보디아
(Cambodia)

4

제 가방이에요!
This is my bag.



🌸 Dialogue 1

울리케 낸시 씨! 이게 뭐예요?

낸시 이것은 책이에요.

울리케 그럼 그게 뭐예요?

낸시 그것은 연필이에요.

🌸 Dialogue 2

후지모리 크리스티나 씨, 그게 뭐예요?

크리스티나 제 가방이에요!

후지모리 그럼 이게 뭐예요?

크리스티나 울리케 씨의 모자예요.



Words and Expressions

책	book	모자	cap, hat
연필	pencil	가방	bag

이게/그게/저게 뭐예요? = What is this/that?

These are expressions used for asking about an object.

이게 is used when the object is closer to the speaker (this)

그게 is used when the object is closer to the listener (that)

저게 is used when the object is far from both the speaker and the listener (that)

In English, 그게 and 저게 are both translated as "that" but in Korean, there is a difference!



이게/이것



그게/그것



저게/저것

이것/그것/저것은 ~이에요/예요 = This/that is ~

These are used to tell what a certain object is. Just like 이게/그게/저게,

이것 is used when the object is closer to the speaker (this)

그것 is used when the object is closer to the listener (that)

저것 is used when the object is far from both the speaker and the listener (that)

If the noun ends with a final consonant (받침) 이예요/ if the noun doesn't end with a 받침: 예요

ex.

- ❖ 이것은 의자예요. (This is a chair.)
- ❖ 그것은 책상이에요. (That is a desk.) (closer to the listener)
- ❖ 저것은 창문이에요. (That is a window.) (far from the speaker and the listener)

~이/가 뭐예요?

= It's my ~

It is used when expressing the possession of the speaker. 제 can be translated as "my" in English.

If the noun ends with a final consonant (받침) 이에요/ if it doesn't end with a 받침: 예요

ex.

- ❖ 제 휴대폰이에요. (It's my cellphone.)
- ❖ 제 친구예요. (She/he is my friend.)
- ❖ 제 가방이에요. (It's my bag.)

~의 ~이에요/예요

= It's (someone)'s ~

This is used to express the possession of a third person or sometimes of the listener. It can be translated as "~'s" or "of ~"

If the noun ends with a final consonant (받침) 이에요/ if it doesn't end with a 받침: 예요

ex.

- ❖ 크리스티나 씨의 모자예요. (It's Kristina's cap.)
- ❖ 낸시 씨의 연필이에요. (It's Nancy's pencil.)
- ❖ 엄마의 안경이에요. (They're mom's glasses.)

	This	That (close to the listener)	That (far from both)
Demonstrative Adjective	이	그	저
Demonstrative Pronoun	이것	그것	저것
Demonstrative Subject	이게	그게	저게

	I	3rd
Possessive	제	~의
Possessive Noun	제 것	~의 것



이게/그게/저게 뭐예요?

Please fill in the blanks with **이게/그게/저게**.



A : _____ 뭐예요?

B : 가방이에요.



A : _____ 뭐예요?

B : 책이에요.



A : _____ 뭐예요?

B : 목걸이에요.



A : _____ 뭐예요?

B : 가위예요.

이것/그것/저것은 ~이에요/예요

Translate the following sentences using 이것/그것/저것은 ~이에요/예요.



(glasses : 안경)
These are glasses.

→ _____



(mobile phone : 휴대폰)
That is a mobile phone. (closer to the listener)

→ _____



(computer : 컴퓨터)
That is a computer. (far from both)

→ _____



(eraser : 지우개)
This is an eraser.

→ _____




제 ~이에요/예요 and ~의 ~이에요/예요

Translate the following sentences with 제 ~이에요/예요 and ~의 ~이에요/예요.



(glasses : 안경)
They're my glasses.

→ _____



(Andrew : 앤드류 / computer : 컴퓨터)
It's Andrew's computer.

→ _____



(Gino : 기노 / notebook : 공책)
It's Gino's notebook.

→ _____



(Yannie : 야니 / necklace : 목걸이)
It's Yannie's necklace.

→ _____

Mini Test

Complete the texts with the given words.

이것 이케 미나 씨의

A: _____ 뭐예요?

B: _____ 은 _____ 가방이에요.

Build sentences using “~의 ~이에요/예요” and the given words.

지민 씨 모자 오드리 씨 립스틱



1. _____

2. _____



Culture and Expansions

Korean Names



Korean names are written in a different order from most other countries. Japan, China, and Vietnam share similar naming order systems. In the past, Korean people tended to prioritize family and the family's honor over personal life and individual values; hence, belonging to a family and one's lineage mattered more than anything. Therefore, it's assumed that putting the family name first is pretty natural for older Korean people.

*Most used Korean Family Names : 1. 김 2. 이 3. 박 4. 최 5. 정

Let's make a Korean name with your birthday! (Just for fun!)

Family name	Your birth month	Family name	Your birth month
이	January	민	July
김	February	임	August
박	March	강	September
최	April	장	October
정	May	남	November
전	June	한	December

2 nd syllable	Last # of your birth day	2 nd syllable	Last # of your birth year
윤	0	별	0
나	1	린	1
지	2	석	2
정	3	선	3
서	4	희	4
효	5	영	5
수	6	진	6
영	7	현	7
석	8	주	8
혜	9	울	9

Words related to Objects



공책
(notebook)



연필
(pencil)



볼펜
(pen)



지우개
(eraser)




책상
(desk)



의자
(chair)



지갑
(wallet)




명함
(business card)



필통
(pencil case)



목걸이
(necklace)



귀걸이
(earrings)



팔찌
(bracelet)



반지
(ring)



휴대폰
(cellphone)



안경
(glasses)



컴퓨터
(computer)



카메라
(camera)



화장품
(cosmetics)

Test (Unit 2~4)

1. Please choose the incorrect answer.

- A. 저는 미국 사람이에요.
- B. 크리스티나 씨의 가방예요.
- C. 취미가 뭐예요?
- D. 후지모리 씨는 선생님이예요?

2. Please choose the answer where the Korean and English meanings do not match.

- A. 독일 = Germany
- B. 이름 = name
- C. 가방 = bag
- D. 의사 = cook

3. Choose the sentence which has a different meaning from the others.

- A. 패트릭 씨는 필리핀 사람이에요.
- B. 패트릭 씨는 필리핀인이예요.
- C. 패트릭 씨는 필리핀에서 왔어요.
- D. 패트릭 씨의 필리핀이예요.

4. Please choose the conversation where the question and answer do not match.

- A. 이름이 뭐예요? / 낸시예요.
- B. 취미가 뭐예요? / 학생이예요.
- C. 이게 뭐예요? / 크리스티나 씨의 가방이예요.
- D. 이분이 누구예요? / 후지모리 씨예요.

5. Please choose the correct translation for "I'm not Chinese."

- A. 저는 한국인이예요.
- B. 크리스티나 씨는 중국인이 아니예요.
- C. 저는 중국인이 아니예요.
- D. 저는 중국인이예요.



6. Please choose the correct translation for "This is Ulrike's bag."

- A. 이것은 가방이에요.
- B. 이것은 울리케 씨의 모자예요.
- C. 저것은 울리케 씨의 가방이에요.
- D. 이것은 울리케 씨의 가방이에요.

7. Please choose the right translation for "직업이 뭐예요?"

- A. 저는 패트릭이에요.
- B. 저는 일본 사람이 아니에요.
- C. 저는 가수예요.
- D. 저는 캐나다에서 왔어요.

8. Please choose the correct translation for "이름이 뭐예요?"

- A. 저는 수현이에요.
- B. 저는 변호사예요.
- C. 저는 프랑스 사람이예요.
- D. 이것은 제 모자예요.

9. Please choose the word that is NOT a country's name.

- A. 영국
- B. 호주
- C. 멕시코
- D. 필통

10. Please choose the correct sentence for "Those are my glasses."

- A. 그것은 제 안경이에요.
- B. 이것은 제 안경이에요.
- C. 그것은 제 연필이에요.
- D. 이것은 제 연필이에요.

Answer: 1-B 2-D 3-D 4-B 5-C 6-D 7-C 8-A 9-D 10-A

5

휴대폰에 사진이 있어요.
There's a photo on my phone.



☀ Dialogue 1

- 패트릭 낸시 씨는 형제나 자매 있어요?
낸시 네. 미국에 자매가 있어요.
패트릭 사진 있어요?
낸시 네. 휴대폰에 사진이 있어요.

☀ Dialogue 2

- 피에르 크리스티나 씨. 패트릭 씨 여기 있어요?
크리스티나 아니요. 여기 없어요. 학교에 있어요.
피에르 오늘 수업이 있어요?
크리스티나 아니요. 없어요.



Words and Expressions

형제	male sibling	수업	class
자매	female sibling	오늘	today
사진	photo	~나 ~	~ or ~
여기	here	~에	in/at/on
학교	school	휴대폰	mobile phone

(~이/가) 있어요/없어요

= **there be, to exist, to have** ↔ **there be not, not exist, not have**

These expressions are used to tell if something exists and if the subject has something. 있어요 and 없어요 have exactly opposite meanings :

EXISTENCE or NON-EXISTENCE / POSSESSION or NON-POSSESSION.

They can be used together with 이/가 but 이/가 **are often omitted** in conversations.

ex.

- ❖ 연필 있어요. (I have a pencil.)
- ❖ 수현 씨가 집에 있어요. (Suhyun is at home.) (Suhyun exists at home.)
- ❖ 의자가 있어요. (There's a chair.) (A chair exists.)
- ❖ 지우개 없어요. (I don't have an eraser.)
- ❖ 울리케 씨 여기 없어요. (Ulrike is not here.) (Ulrike does not exist here.)

~에

= **at/in/on**

It's a postpositional particle that indicates "**location**" and "**place**".

Together with 있어요 and 없어요, it can be used to tell if something/someone exists in a certain place.

~에 can also be used to indicate "direction" (*this will be detailed in Unit 9 and 10.)

ex.

- ❖ 가방에 책이 있어요. (There's a book in the bag.)
- ❖ 집에 엄마가 있어요. (Mom is at home.)
- ❖ 필통에 연필이 없어요. (There's no pencil in the pencil case.)
- ❖ 학교에 선생님이 없어요. (The teacher is not in school.)

(~이/가) 있어요/없어요



가방 있어요?

네. 가방 _____

아니요. 가방 _____



형제 있어요?

네. _____

아니요. _____



열쇠 있어요? (*열쇠 : key)

네. _____

아니요. _____

1. Do you have a class tomorrow? (*tomorrow : 내일 / class : 수업)

→ _____

2. I have a cousin. (*cousin : 사촌)

→ _____

3. I don't have any money. (*money : 돈)

→ _____

4. I don't have any friends. (*friend : 친구)

→ _____



~에



학교에 선생님 있어요?

네. _____ 선생님 있어요.

아니요. _____ 선생님 없어요.



병원에 간호사 있어요?

네. _____

아니요. _____



지갑에 돈 있어요?

네. _____

아니요. _____

1. Is Kristina at home? (*Kristina : 크리스티나 / home : 집)

→ _____

2. There's a photo on my phone. (*photo : 사진 / phone : 휴대폰)

→ _____

3. Nancy is not at the office. (*Nancy : 낸시 / office : 사무실)

→ _____

4. There's no card in the pocket. (*card : 카드 / pocket : 주머니)

→ _____

Mini Test

Please complete the sentences using “~에” and “있어요/없어요”.



A: 저스틴 씨 집에 있어요?

B: 아니요. 저스틴 씨 _____

A: 저스틴 씨 공원에 있어요? (*공원 : park)

B: 네. 저스틴 씨 _____



A: 휴대폰 가방에 있어요?

B: 아니요. 휴대폰 _____

A: 휴대폰 책상에 있어요?

B: 네. 휴대폰 _____

Please fill in the blanks with the correct word. (*use 제 and ~의 ~ from unit 4)

〈학교, 병원, 책상, 가방, 필통, 지갑〉

1. Kristina is in the hospital.

→ 크리스티나 씨 _____ 에 있어요.

2. There's a pencil in the pencil case.

→ 연필 _____ 에 있어요.

3. There's a computer on **my** desk.

→ 컴퓨터 _____ 에 있어요.


4. There's a camera in **Pierre's** bag. (*Pierre : 피에르)

→ 카메라 _____ 에 있어요.



Culture and Expansions

Korean Greeting



In Korea, courtesy and etiquette are considered key values of social life. Accordingly, in different situations, greeting formulas differ. However, greeting correctly in those situations is crucial. When meeting your friends around your age, you just wave your hand saying, “안녕.” With acquaintances, you can use another informal but more polite greeting—say 안녕하세요 with a short and small bow or nod. Bowing is considered a courtesy and a way of showing respect. Traditionally, in Korea, a more prominent bow is reserved for seniors, customers, bosses or anyone in a higher position. When greeting in Korea, please refrain from trying to “hug” or “kiss.” Also, don’t get confused with the “Thai greeting of palms pressed together.”

Level of Politeness in Korean

Meaning	Casual	Semi-honorific	Honorific/Formal
Hello	안녕	안녕하세요	안녕하십니까
Thank you	고마워	고마워요/ 감사해요 < 고맙습니다	감사합니다
Sorry	미안해	미안해요/ 죄송해요 < 미안합니다	죄송합니다
Nice to meet you	(만나서) 반가워	(만나서) 반가워요	(만나서) 반갑습니다
Good night	잘 자	잘 자요	안녕히 주무세요

Words related to Family



가족
(family)



엄마
(mom)



아빠
(dad)



언니/누나
(older sister)



오빠/형
(older brother)



여동생
(younger sister)



남동생
(younger brother)



할머니
(grandmother)



할아버지
(grandfather)



이모
(aunt)



삼촌
(uncle)



사촌
(cousin)



Words related to Places



집
(home)



공원
(park)



사무실
(office)



회사
(company)



학교
(school)



교실
(classroom)



은행
(bank)



박물관
(museum)



병원
(hospital)



식당
(restaurant)



카페
(cafe)




교회
(church)

6

전화번호가 뭐예요?

What is your phone number?



☀ Dialogue 1

후지모리 크리스티나 씨. 휴대폰 있어요?

크리스티나 네. 있어요.

후지모리 전화번호가 뭐예요?

크리스티나 010-1298-4567(공일공에 일이구팔에 사오육칠)이에요.

☀ Dialogue 2

울리케 수현 씨 생일이 언제예요?

수현 10월 23일(시월 이십삼일)이에요. 울리케 씨는요?

울리케 5월 5일(오월 오일)이에요.

수현 어린이날이네요!

☀ Dialogue 3

패트릭 청바지가 얼마예요?

점원 25,000(이만 오천)원입니다.



Words and Expressions

전화번호	phone number	어린이날	Children's Day
생일	birthday	얼마예요?	How much is it?
언제	when	원	Won (currency)
~월	~ month	청바지	jeans
~일	~ day	점원	clerk

(~이/가) 언제예요?/얼마예요?

= When is ~ /How much is ~

언제예요 is for asking a **date or time**. 얼마예요 is for asking **the price of something**.

ex.

- ❖ 방학이 언제예요? (When is the vacation?)
- ❖ 중간고사가 언제예요? (When is the mid-term exam?)
- ❖ 휴대폰이 얼마예요? (How much is the mobile phone?)
- ❖ 모자가 얼마예요? (How much is the cap?)

Sino Korean Numbers

They are based on the Chinese number system and used for **money, phone numbers, date, addresses, year** and when used together with **Hanja**(Chinese based) words.

1	일	8	팔
2	이	9	구
3	삼	10	십(시)
4	사	0	영(공)
5	오	100	백
6	육(유)	1000	천
7	칠	10000	만

*Exceptions : **6 and 10** are pronounced as 유 and 시 before 월. (유월, 시월)

0 is pronounced as 공 when telling phone numbers.

(~이/가) 언제예요? 얼마예요?

Please circle the correct question and complete the answer.




밸런타인데이가 (언제예요 / 얼마예요)?

_____ 이에요.
(*밸런타인데이 : Valentine's Day)



코트가 (언제예요 / 얼마예요)?

_____ 이에요.
(*코트 : coat)



결혼기념일이 (언제예요 / 얼마예요)?

_____ 이에요.
(*결혼기념일 : wedding anniversary)



양말이 (언제예요 / 얼마예요)?

_____ 이에요.
(*양말 : socks)



Sino Korean Numbers



Please write the numbers matching the given sounds.

1. 일, 이, 삼, 사, 오, 육, 칠, 팔, 구, 십

→ _____

2. 오만 이천육백삼십일

→ _____

3. A : 생일이 언제예요? / B : 이월 칠일이에요.

→ _____

4. A : 방학이 언제예요? / B : 유월 이십구일이에요.

→ _____

5. A : 목걸이 얼마예요? / B : 십오만 구천 원이에요.

→ _____

6. A : 전화번호가 뭐예요? / B : 공일공에 일오육팔에 구칠삼사예요.

→ _____

Please write the sounds matching the given numbers.

1. 8월 12일

→ _____

2. 010-4032-5973

→ _____

3. 23,500원

→ _____

4. 2020년 (*년 : year)

→ _____

Mini Test

Please fill in the blanks with the proper word.

<얼마예요, 언제예요, 생일, 전화번호, 시계, 크리스마스> (*시계 : watch)



A : _____ 이 언제예요?

B : 6월 17일이에요.



A : 가방이 _____ ?

B : 56,000원이에요.



A : _____ 가 뭐예요?

B : 010-3232-0557이에요.



A : _____ 가 얼마예요?

B : 250,000원이에요.



A : _____ 가 언제예요?

B : 12월 25일이에요.



Culture and Expansions

Korea's Special Days & Korean Couple's Special Culture



Korea has a lot of anniversaries and national holidays. For 설날(Lunar New Year's Day) and 추석(Thanksgiving Day), Korean people spend their time with family and relatives eating special food and playing traditional games together. However, on many other holidays such as Christmas, young people prefer to spend time with their girlfriend or boyfriend. When winter comes, certain single people try going on blind dates. Some naughty ones make jokes with their friends who are still single on Christmas day. Also, Korean couples have their own anniversaries, and there are a lot of them: 투투(22 days anniversary), 백일(100 days anniversary), 200 days, 300 days, 400 . . . 1 year, 2 years

Special days and Clothes

설날	Lunar New Year's Day	코트	coat
추석	Korean Thanksgiving Day	치마	skirt
밸런타인데이	Valentine's Day	바지	pants
결혼기념일	Wedding Anniversary	속옷	innerwear
광복절	Independence Day (15th August)	양말	socks
한글날	Hangeul Proclamation Day (9th October)	원피스	dress
어버이날	Parents' Day (8th May)	티셔츠	T-shirts

Words related to Animals



동물
(animal)



고양이
(cat)



개
(dog)



강아지
(puppy)



토끼
(rabbit)



돼지
(pig)



곰
(bear)



호랑이
(tiger)



소
(cow)



닭
(chicken)



양
(sheep)



새
(bird)



Words related to Nature



자연
(nature)



해
(sun)



달
(moon)



별
(star)



바다
(sea)



산
(mountain)



나무
(tree)



숲
(forest)



꽃
(flower)



하늘
(sky)



비
(rain)



눈
(snow)

7

비빔밥 하나랑 만두 다섯 개 주세요.
Give me one Bibimbap and five dumplings!



☀ Dialogue 1

유왕 비빔밥 하나랑 만두 다섯 개 주세요.
점원 네. 마실 것은요?
유왕 콜라 한 병 주세요.
점원 네. 18,000원입니다.

☀ Dialogue 2

넨시 연필이랑 공책 있어요?
문구점 사장 네. 있어요.
넨시 연필 세 개랑 공책 두 권 주세요.
문구점 사장 여기요.



Words and Expressions

비빔밥	Bibimbap(mixed rice dish)	~권	counter for books
만두	dumpling	마실 것	drink, sth to drink
콜라	coke	문구점 사장	stationery store owner
~개	counter for things	~랑/~이랑	and
~병	counter for bottles	여기요	Here you are.

~주세요

= Please give me ~

This expression is used to **order** something or ask for something. It can be used in various situations related to **purchasing something** such as in restaurants, cafes or stores.

ex.

- ❖ 김치 주세요. (Please give me some Kimchi. / Can I have some Kimchi, please?)
- ❖ 계산서 주세요. (Can I have the bill, please?)
- ❖ 지우개 한 개 주세요. (Please give me one eraser.)
- ❖ 책 두 권 주세요. (Please give me two books.)

Native Korean Numbers

They are also known as "Pure Korean Numbers" and are used for **age, telling time, and things, people, animals**. Native Korean Numbers are usually used together with **proper counters**.

1	하나	7	일곱
2	둘	8	여덟
3	셋	9	아홉
4	넷	10	열
5	다섯	20	스물
6	여섯	30	서른

(~이/가) 있어요/없어요

Native Korean numbers change slightly for 1, 2, 3, 4, 20 when using counters.

하나, 둘, 셋, 넷, 스물 → 한, 두, 세, 네, 스무 + counters

	 개(counter for things)	 병(counter for bottles)	 권(counter for books)	 시(counter for hour)
	몇 개 = how many things	몇 병 = how many bottles	몇 권 = how many books	몇 시 = what time
1	한 개	한 병	한 권	한 시
2	두 개	두 병	두 권	두 시
3	세 개	세 병	세 권	세 시
4	네 개	네 병	네 권	네 시
5	다섯 개	다섯 병	다섯 권	다섯 시
6	여섯 개	여섯 병	여섯 권	여섯 시
7	일곱 개	일곱 병	일곱 권	일곱 시
8	여덟 개	여덟 병	여덟 권	여덟 시
9	아홉 개	아홉 병	아홉 권	아홉 시
10	열 개	열 병	열 권	열 시
20	스무 개	스무 병	스무 권	♥



	 명(counter for people)	 마리(counter for animals)	 살(counter for age)	 장(counter for pages/papers)
	몇 명 = how many people	몇 마리 = how many animals	몇 살 = how old (what age)	몇 장 = how many pages
1	한 명	한 마리	한 살	한 장
2	두 명	두 마리	두 살	두 장
3	세 명	세 마리	세 살	세 장
4	네 명	네 마리	네 살	네 장
5	다섯 명	다섯 마리	다섯 살	다섯 장
6	여섯 명	여섯 마리	여섯 살	여섯 장
7	일곱 명	일곱 마리	일곱 살	일곱 장
8	여덟 명	여덟 마리	여덟 살	여덟 장
9	아홉 명	아홉 마리	아홉 살	아홉 장
10	열 명	열 마리	열 살	열 장
20	스무 명	스무 마리	스무 살	스무 장

~주세요

Translate the following sentences using ~주세요.



(pencil : 연필)
Please give me a pencil.

→ _____



(orange juice : 오렌지 주스)
Please give me some orange juice. / Can I have some orange juice, please?

→ _____



(cake : 케이크)
Please give me some cake. / Can I have some cake please?

→ _____



(coffee : 커피)
Please give me some coffee. / Can I have a coffee, please?

→ _____



Native Korean Numbers

Please write down the correct word for each number.

<다섯, 열, 아홉, 하나, 일곱, 스물>



()



()



()



()



()



()

Please write the numbers from 1 to 10.

1. _____

6. _____

2. _____

7. _____

3. _____

8. _____

4. _____


9. _____

5. _____

10. _____

Counters

Please complete the following sentences:



A : 사과 몇 개 있어요?

B : _____ 있어요.



A : 고양이 몇 마리 있어요?

B : _____ 있어요.



A : 콜라 몇 병 있어요?

B : _____ 있어요.



A : 노트 몇 권 있어요?

B : _____ 있어요.



A : 학생 몇 명 있어요?

B : _____ 있어요.



Mini Test

Please complete the translations with the correct counters.

(*To say "and" with 받침, you use "이랑", without 받침 you use "랑".*)



Please give me two apples and one orange.

사과 _____ 랑 오렌지 _____ 주세요.



Please give me three bottles of wine and five slices of cheese.

와인 _____ 이랑 치즈 _____ 주세요.
(The counter for sliced cheese is "장")



Please give me four pencils and seven books.

연필 _____ 랑 책 _____ 주세요.



Tina is 21 years old.

티나 씨는 _____ 이에요.




Jake is 39 years old.

제이크 씨는 _____ 이에요.

Culture and Expansions

Age in Korea



The influence age has on Korean society might surprise non-Koreans when they first learn about it. First, Korean people are more sensitive when it comes to age because they have to act their age. Koreans are always mindful of so-called “duties” and “level of maturity” based on age. This is a sort of requirement for members of Korean society, in any official and private circumstances/setting. Therefore, people always try to fit in what they call “expectations for their age.”

Secondly, Korean people are less sensitive about being asked their age or about it. Age has a huge influence on every relationship, the language/terms they choose to use (such as honorific expressions, levels of courtesy and formality), and expected behaviors. Thus, knowing how old a person is, helps define the relationship and decides language and behavior. Usually, people ask for a person’s age when they first meet in Korea.

Finally, Korea has a unique age counting system. In Korea, you are already one year old when you are born because Korean people traditionally think that an unborn baby in the mother’s womb is also a perfect human being. Everyone turns a year older on New Year’s Day (January, 1st). No one gets any older on his/her birthday even though people do celebrate their birthdays. So technically, if a baby is born on December 31st, they become 2 years old already on the very next day. Because of this system, you will also get one or two years older when you come to Korea.



Words related to Native Numbers/Food




마흔	40	포도	grape
쉰	50	수박	watermelon
예순	60	딸기	strawberry
일흔	70	양파	onion
여든	80	마늘	garlic
아흔	90	커피	coffee
잔	counter for glass	차	tea
송이	counter for flower	주스	juice
대	counter for car	우유	milk
채	counter for house	케이크	cake
그루	counter for tree	밥	cooked rice
바나나	banana	소고기	beef
사과	apple	돼지고기	pork
오렌지	orange	국수	noodle
귤	mandarin	찌개	thick soup

Words related to Food 2



음식
(food)



간식
(snack)



음료
(beverage)



디저트
(dessert)



과일
(fruit)



야채
(vegetable)



한식
(Korean food)



양식
(Western food)



고기
(meat)



숟가락
(spoon)



젓가락
(chopstick)



포크
(fork)

Test (Unit 5~7)

1. Please choose the incorrect translation.

- A. Suhyun is not here. → 수현 씨 여기 있어요.
- B. I have a pencil. → 연필 있어요.
- C. I have an apple. → 사과 있어요.
- D. Nancy is not at home. → 낸시 씨 집에 없어요.

2. Please choose the answer where English and Korean DO NOT match.

- A. 학교 = school
- B. 형제 = female sibling
- C. 가족 = family
- D. 생일 = birthday

3. Please choose the word that is NOT a family member.

- A. 엄마
- B. 할머니
- C. 점원
- D. 여동생

4. Please choose the conversation where the question and answer DO NOT match.

- A. 모자가 얼마예요? / 만 오천 원이에요.
- B. 생일이 언제예요? / 삼만 사천원이에요.
- C. 티셔츠가 얼마예요? / 오만 원이에요.
- D. 시험이 언제예요? / 이월 팔일이에요.

5. Please choose the correct sentence for "Pierre is in the hospital."

- A. 크리스티나 씨 병원에 없어요.
- B. 피에르 씨 병원에 없어요.
- C. 피에르 씨 병원에 있어요.
- D. 피에르 씨 공원에 있어요.



6. Please choose the correct translation for "Please give me two bottles of water."
- A. 물 한 병 주세요.
 - B. 물 두 개 주세요.
 - C. 콜라 두 병 주세요.
 - D. 물 두 병 주세요.
7. Please choose the proper answer for "책 몇 권 있어요?"
- A. 세 권 있어요.
 - B. 여섯 마리 있어요.
 - C. 네 장 있어요.
 - D. 다섯 명 있어요.
8. Please choose the number that the Korean sounds do not match.
- A. 1 = 하나, 일
 - B. 6 = 여섯, 육
 - C. 8 = 아홉, 구
 - D. 10 = 열, 십
9. Please choose the correct way of writing "010-9415-1023."
- A. 공일공에 구사일오에 일공이삼.
 - B. 공일공에 칠삼이육에 이공삼사
 - C. 영일영에 아홉사하나오에 하나영이삼.
 - D. 공일공 팔삼일오 일공이삼.
10. Please choose the correct translation for "Please give me some Teokbokki, and two glasses of water."
- A. 떡볶이 하나랑 물 두 잔 주세요.
 - B. 떡볶이 한 권이랑 물 두 병 주세요.
 - C. 떡볶이 한 명이랑 물 두 마리 주세요.
 - D. 떡볶이 한 개랑 물 두 장 주세요.

Answer: 1-A 2-B 3-C 4-B 5-C 6-D 7-A 8-C 9-A 10-A

8

몇 시예요? What time is it?



🌸 Dialogue 1

크리스티나 수현 씨. 몇 시에 운동해요?

수현 다섯 시에 운동해요.

크리스티나 지금 몇 시예요?

수현 세 시 이십 분이에요.

🌸 Dialogue 2

피에르 울리케 씨 오늘 일해요?

울리케 네. 오전 아홉시부터 오후 다섯시까지 일해요.

피에르 몇 시에 점심 식사해요?

울리케 한시부터 두시까지 점심시간이에요.



Words and Expressions

운동하다	to exercise	오전	AM
지금	now	오후	PM
몇 시예요?	What time is it?	점심	lunch
일하다	to work	식사하다	to eat (polite expression)
~에	at	점심시간	lunch break

~시 ~분

= ~ hour ~ minute

This is an expression used for telling time. **Native Korean numbers** are used for **hour(시)** and **Sino Korean numbers** are used for **minute(분)**.

***You can say “반” which means half instead of 30분(삼십 분).**

- ex.**
- ❖ 1시 15분 → 한 시 십오 분
 - ❖ 4시 30분 → 네 시 삼십 분
 - ❖ 5시 55분 → 다섯 시 오십오 분

~하다(~해요)

= do ~ (action)

This means “Do” and it’s used together with **NOUNs related to actions** to transform them into **VERBs**. Its original form is 하다 but it’s used in the natural conversational form “해요” more often.

- ex.**
- ❖ 오늘 운동해요. (I exercise today.) (*운동 : exercise)
 - ❖ 세 시에 숙제해요. (I do homework at 3 o'clock.) (*숙제 : homework)

~부터 ~까지

= from ~ to ~

부터 means **from** and 까지 means **to/until**. They are particles which show the starting and ending time of a certain action. They are used not only for limiting **time**, but also for limiting **space and things** such as pages and numbers.

- ex.**
- ❖ 오늘부터 내일까지 휴가예요. (My vacation is from today until tomorrow.)
 - 오전 11시 반부터 오후 3시까지 공부해요. (I study from 11:30 AM to 3 PM.)
 - ❖ 22페이지부터 35페이지까지 숙제예요. (Homework is from page 22.)

Week and days



월요일	화요일	수요일	목요일	금요일
Monday	Tuesday	Wednesday	Thursday	Friday
토요일	일요일	무슨 요일	평일	주말
Saturday	Sunday	what day	weekday	weekend

어제	오늘	내일
yesterday	today	tomorrow
저번 주	이번 주	다음 주
last week	this week	next week
저번 달	이번 달	다음 달
last month	this month	next month
작년	올해	내년
last year	this year	next year



~시 ~분

Please complete the following sentences with the expressions 시, 분.

<ex. 1시 25분(×) 한 시 이십오 분(○)>



A : 몇 시예요?

B : _____ 이예요.



A : 몇 시에 운동해요?

B : _____ 에 운동해요.



A : 몇 시에 아침 식사해요? (*아침 식사 : breakfast)

B : _____ 에 아침 식사해요.



A : 몇 시에 공부해요? (*공부하다 : to study)

B : (오전 / 오후) _____ 에 공부해요.



A : 몇 시에 저녁 식사해요? (*저녁 식사 : dinner)

B : (오전 / 오후) _____ 에 저녁 식사해요.

~하다(해요)

Please complete the translations using the 해요 form.



I exercise every day.
(to exercise : 운동하다)

저는 매일 _____



Kristina sings.
(to sing : 노래하다)

크리스티나 씨는 _____



I play games at 8:00 PM.
(to play game : 게임하다)

저는 오후 여덟 시에 _____




I swim in the morning.
(to swim : 수영하다)

저는 아침에 _____



~부터 ~까지

Please complete the sentences with the expression “~부터 ~까지”.



A : 몇 시 _____ 몇 시 _____ 일해요?

B : 9시부터 6시까지 일해요.



A : 몇시부터 몇시까지 식사해요?

B : 한 시 _____ 두 시 _____ 식사해요.



A : 평일이 언제예요?

B : 월요일 _____ 금요일 _____ 예요.



A : 숙제가 뭐예요? (*숙제 : homework)

B : 20페이지 _____ 25페이지 _____ 예요.

Mini Test

Please translate the sentences below using “시, 분”, “해요”, “~부터 ~까지”.



I study from 2PM to 6PM.
(to study : 공부하다)

→ _____



I go shopping from 11AM to 2PM.
(to shop/to do shopping : 쇼핑하다)

→ _____



I call from 10AM to 10:30AM.
(to call : 전화하다)

→ _____



Lunch time is from 2PM to 3PM.

→ _____



Culture and Expansions

Korea's 빨리빨리 Culture



When you come to Korea, you will very often hear the expression “빨리 빨리(ppalli ppalli).” This literally means “Hurry! Hurry!” and it started in the time of industrialization after the colonial era and the Korean War as people had to hurry all the time to recover and grow faster. Before that era, Koreans tended to enjoy “taking their time,” but many sad events changed society’s general characteristics. You can still hear the expression 빨리 빨리 and notice it everywhere in Koreans’ daily life. For example, Korean people cross the street swiftly as the traffic light turns green. As they get in an elevator, they always push the “Close” button so that the elevator can move quickly. They really do not like it when things go slowly or when they have to wait, especially about work. Koreans are sometimes considered “short-tempered” and “impatient” by foreigners. However, 빨리 빨리 also makes life really convenient in Korea. When you order something online, it usually takes 1-2 days to get to you. If you try to do some administrative procedures, you will be surprised by the speed. Moreover, Korea has the fastest internet!

Words related to DO(하다)



공부하다
(to study)



전화하다
(to call)



말하다
(to speak)



숙제하다
(to do homework)



쇼핑하다
(to shop)



인사하다
(to greet)



수영하다
(to swim)



양치하다
(to brush one's teeth)



세수하다
(to wash one's face)



목욕하다
(to take a bath)



노래하다
(to sing)



생각하다
(to think)

9

내일 친구들과 에버랜드에 가요!

I'm going to Everland with my friends tomorrow!



🌸 Dialogue 1

유왕 낸시 씨 내일 시간 있어요?

낸시 미안해요. 내일 친구들과 에버랜드에 가요!

유왕 그럼 언제 시간 있어요?

낸시 다음 주 월요일에 시간 있어요.

🌸 Dialogue 2

패트릭 수현 씨 오늘 저녁에 뭐 해요?

수현 크리스티나 씨와 영화관에 가요. 패트릭 씨는요?

패트릭 공항에 가요. 동료들이 한국에 와요.

수현 그래요? 잘 다녀오세요.



Words and Expressions

내일	tomorrow	뭐 해요?	What do you do?
시간	time	언제	when
시간 있어요?	Do you have time?	잘 다녀오세요	Have a safe trip. (peacefully go and comeback)
미안해요	sorry	저녁	evening
~에	to	영화관	movie theater
친구	friend	공항	airport
가다 (가요)	to go	동료	co-worker
그래요?	Is that so?	월요일	Monday

가다(가요)

= **to go**

It means **“to go”** and it’s usually used together with the particle ~에. Its original form is 가다 but it’s used in the natural conversational form “가요” more often.

- ex.** ❖ 오늘 학교에 가요. (I go to school today.)
❖ 크리스티나 씨는 회사에 가요. (Kristina goes to the company.)

N + 들

= **plural marker**

This particle makes the plural form of nouns.

- ex.** ❖ 친구(friend) → 친구들(friends)
❖ 선생님(teacher) → 선생님들(teachers)
❖ 동료(co-worker) → 동료들(co-workers)

~와/과

= **and, with (if the noun has 받침 : 과 / noun without 받침 : 와)**

This conjunction connects “noun and noun” or “noun and phrase”. It is mainly used as **“AND”** but also as **“WITH”**

- ex.** ❖ 사과와 오렌지가 있어요. (There are apples **and** oranges.)
❖ 여동생과 운동해요. (I exercise **with** my little sister.)

~에 가다(가요)

Please complete the conversations below with the expression ~에 가다(가요).



A : 크리스티나 씨 어디 가요? (*어디 : where) (집 : home)

B : _____.



A : 흥영 씨 어디 가요? (도서관 : library)

B : _____.



A : 리나 씨 어디 가요? (시장 : market)

B : _____.



A : 막심 씨 어디 가요? (영화관 : movie theater)

B : _____.



A : 패트릭 씨 어디 가요? (대학교 : university)

B : _____.




A : 수현 씨 어디 가요? (카페 : café)

B : _____.



N + 들

Please change the words into plural using "N + 들".




아이(child)

→ _____




강아지(puppy)

→ _____



사람(person)

→ _____



새(bird)

→ _____

~와/과

Please complete the sentences.



아이스크림(와 / 과) 과자 있어요.



종이(와 / 과) 연필 있어요.



언니(와 / 과) 쇼핑해요.



친구들(와 / 과) 공원에 가요.



Mini Test

Complete the text using “~에 가다(가요)”, “~와/과” and the given words.

엄마(mom) 동료들(co-workers) 백화점(department store) 회사(company)

1. 패트릭 씨는 _____ 에 _____.

_____ 쇼핑을 해요.

2. 크리스티나 씨는 오전 8시에 _____.

_____ 일해요.

Build sentences using “~에 가다(가요)”, “N + 들”, “~와/과”
and the given words.

학교(school) 개(dog) 친구(friend) 공원(park)

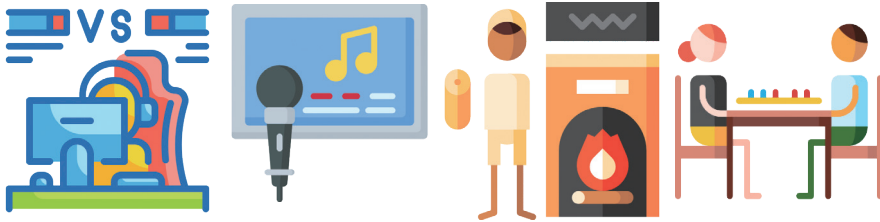


1. _____

2. _____

Culture and Expansions

Korea's 방 Culture



If you've ever been to Korea or watched Korean dramas, you have probably seen many 방(bang)s around. 방(bang) literally means "Room," and it plays an important role in Korea's entertainment industry. First, Korean people go to the PC방 to play games with their friends. Usually, the PCs in the PC방 are optimized for playing popular games such as LOL, Overwatch, and PUBG. What's more, you can order food and drinks via installed computer programs, and your food would be brought to your seat.

Secondly, many Korean people are good at singing and love singing, and that might be because of all the 노래방(noraebang). 노래 means "song." And it's like "Karaoke." Normal 노래방 has spacious and private rooms with a Karaoke machine and sofa. But these days, a downsized version of it called "코인노래방(Coin Noraebang)" is prevalent among young people. It's a small singing booth with a Karaoke machine and small seats. It costs only 1,000–2,000 won per 4 songs, whereas the typical 노래방 charges 15,000–25,000 won per hour.

There are many other 방s in Korea, such as 찜질방(jjimjilbang—public sauna), DVD방(private DVD theater), and 보드게임방(board games room). If you plan to visit Korea or already live in Korea, I hope you get to experience all these 방s.



Words related to Places



도서관
(library)



우체국
(post office)



백화점
(department store)



서점
(book store)




대사관
(embassy)



헬스장
(gym)

10

집에서 드라마를 봐요.
I watch dramas at home.



☀ Dialogue 1

수현 크리스티나 씨. 오늘 패트릭 씨를 만나요?

크리스티나 아니요. 집에서 드라마를 봐요.

수현 어떤 드라마를 좋아해요?

크리스티나 멜로 드라마를 가장 좋아해요.

☀ Dialogue 2

패트릭 피에르 씨. 어디 가요?

피에르 도서관에 가요. 올리케 씨와 도서관에서 책을 읽어요.

패트릭 같이 가요. 저도 책을 좋아해요.

피에르 좋아요.



Words and Expressions

만나다	to meet	어디	where
보다	to see, to watch	읽다	to read
어떤	which	책	book
멜로 드라마	melodrama, soap opera	같이	together
가장	the most	좋아하다	to like
에서	in, at	좋아요	sure, why not

Noun + 을/를 = object particles

This is added to nouns to express that the noun is **the object of that sentence**.

If the noun ends with a final consonant(받침) → 을

If it doesn't have one → 를

ex.

- ❖ 책을 읽어요. (I read a book.) / 잡지를 읽어요. (I read a magazine.)
- ❖ 선생님을 만나요. (I meet a teacher.) / 친구를 만나요. (I meet a friend.)
- ❖ 물을 마셔요. (I drink water.) / 콜라를 마셔요. (I drink coke.)

Noun + 에서 = in/at

This is used to indicate that a noun is a place in which the verb(an action) occurs. It is important to differentiate between ~에 and ~에서.

~에 is usually used together with the verbs 가다/오다 and 있다. It is used when the noun is the destination of a certain action or when the noun is where the subject belongs to or exists.

Destination(to) : 병원에 가요. (I go to the hospital.)

헬스장에 가요. (I go to the gym.)

Belong, Exist(in/at/on) : 가방이 집에 있어요. (The bag is at home.)

학교에 선생님 있어요. (The teacher is at school.)

Action : 집에서 숙제해요. (I do homework at home.)

학교에서 공부해요. (I study at home.)

식당에서 밥을 먹어요. (I eat at the restaurant.)

화장실에서 양치해요. (I brush my teeth in the restroom.)

Verbs(동사) and -아/어요

The basic form of Korean verbs ends with 다 such as in 말하다, 먹다, 공부하다, 보다.
However, when verbs are used in the natural conversational form -아/어요, each verb transforms according to certain rules.

가	다
stem	basic form

Rule One : Take off 다(basic form)

Rule Two : If the last syllable of the stem has the vowels ㅏ or ㅑ,

- ❖ If the last letter of stem is a consonant, add 아요
ex. 팔다 (to sell) → 팔아요 / 살다 (to live) → 살아요
- ❖ If the stem doesn't end with a 받침(final consonant), put ㅏ요
ex. 보다 (to see) → 봐요 / 오다 (to come) → 와요
- ❖ If the stem doesn't end with a 받침 and already has ㅏ, put 요
ex. 가다 (to go) → 가요 / 사다 (to buy) → 사요

Rule Three : If the last syllable of the stem doesn't have the vowels ㅏ or ㅑ,

- ❖ If the stem ends with a consonant, add 어요
ex. 먹다 (to eat) → 먹어요 / 웃다 (to laugh) → 웃어요
- ❖ If the last letter of the stem doesn't end in a 받침(final consonant), put ㅏ요
ex. 주다 (to give) → 줘요 / 외우다 (to memorize) → 외워요.
- ❖ If the last syllable of the stem doesn't have 받침 and already has ㅏ or ㅑ, just put 요
ex. 서다 (to stand) → 서요 / 켜다 (to light up) → 켜요



	Stem's Last Letter has ㅏ, ㅑ	Stem's Last Letter has No ㅏ, ㅑ
받침 O	팔다(to sell) → 팔아요 살다(to live) → 살아요	먹다(to eat) → 먹어요 웃다(to laugh) → 웃어요
받침 X	보다(to see) → 봐요 오다(to come) → 와요	주다(to give) → 줘요 외우다(to memorize) → 외워요
받침 X + Already ㅏ, ㅑ, ㅑ	가다(to go) → 가요 사다(to buy) → 사요	서다(to stand) → 서요 켜다(to light up) → 켜요

Rule Four : If the last syllable of the stem is 르, remove “—”, then put 받침 ㄹ and ㅏ요 or ㅑ요

ex. 누르다 (to push) → 눌러요 / 자르다 (to cut) → 잘라요

Rule Five : If the last letter of the stem has “—” and no 받침, remove — and put ㅑ요

ex. 쓰다 (to write) → 써요 / 뜨다 (to float) → 떠요 / 끄다 (to turn off) → 꺼요

Rule Six : If the last syllable of the stem ends in “ㅣ” and has no 받침, put ㅑ요

ex. 마시다 (to drink) → 마셔요 / 가르치다 (to teach) → 가르쳐요

Rule Seven : If the last syllable of the stem ends in the 받침 “ㄷ” and has no ㅏ or ㅑ, remove ㄷ, then put ㄹ and 어요

ex. 걷다 (to walk) → 걸어요 / 듣다 (to listen) → 들어요

Rule Eight : If the last syllable of the stem is 하, put 해요

ex. 공부하다 (to study) → 공부해요 / 좋아하다 (to like) → 좋아해요

Noun + 을/를


Please choose between **을** and **를**.



→ 영화(을 / 를) 봐요.



→ 물(을 / 를) 마셔요.



→ 여행(을 / 를) 좋아해요.



→ 한국어(을 / 를) 공부해요.



Noun + 에/에서

Please choose between **에** and **에서**.




→ 식당(에 / 에서) 사과가 있어요.



→ 식당(에 / 에서) 삼겹살을 먹어요.



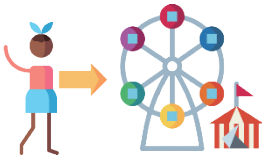
→ 학교(에 / 에서) 가요.



→ 학교(에 / 에서) 공부해요.

Verbs -아/어요

Please complete the sentence using -아/어요.



(to go : 가다)

놀이동산에 _____



(to eat : 먹다)

햄버거를 _____



(to drink : 마시다)

우유를 _____




(to live : 살다)

미국에서 _____



(to write : 쓰다)

편지를 _____



(to see : 보다)

극장에서 연극을 _____



Mini Test

Please translate the sentences below using “을/를”, “-아/어요”, “에/에서”.



I read books at the library.
(to read : 읽다)

→ _____



I buy a necklace at the department store.
(to buy : 사다)

→ _____



I learn Spanish in school.
(to learn : 배우다)

→ _____



I like Korean food.
(to like : 좋아하다 / Korean food : 한식)

→ _____

Culture and Expansions

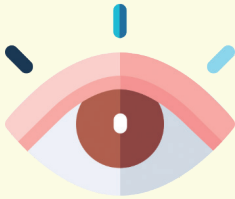
Korea's Modern Art and Culture



Enjoying culture and art is one of the best ways to learn a language. Luckily, there are various forms of artistic expression to enjoy in Korea: K-POP, dramas, movies, and Webtoons. Korea's art and entertainment industries are growing fast and gaining worldwide attention in many areas. With professionally trained choreography and vocals, K-POP is becoming popular in many countries. BTS, for example, has been nominated for numerous international awards with their non-English songs. Korean dramas are well-known for their romantic and addictive storylines, which made them very popular in Japan, China, and many Asian countries. Bong Joon-ho's "Parasite" made history in the international film industry, winning 4 Oscars and becoming the first-ever non-English film to win best picture. In addition, the influence of Korean webtoons (online cartoons) is increasing in the cartoon industry, giving rise to a new wave. Until a few years ago, the cartoon industry was led by Japan's Manga and Anime and America's comics. However, famous Korean Webtoons such as Solo Leveling, Tower of God, Lookism, and True Beauty are now dominating the online cartoon market. All these artistic fruits of Korean culture will make learning Korean more interesting. Korean learners can practice the language through dramas, Webtoons, and movies, and the lyrics of K-POP songs. Also, immersing yourself in Korea's modern culture as well as the traditional customs, will broaden your view and provide you with way more fun and diverse experiences.




Various Verbs



보다 - 봐요
(to see/watch)



듣다 - 들어요
(to listen/hear)



쓰다 - 써요
(to write)



읽다 - 읽어요
(to read)



먹다 - 먹어요
(to eat)



마시다 - 마셔요
(to drink)



주다 - 줘요
(to give)



받다 - 받아요
(to receive)



좋아하다 - 좋아해요
(to like)




사랑하다 - 사랑해요
(to love)



싫어하다 - 싫어해요
(to hate)



살다 - 살아요
(to live)



빌리다 - 빌려요
(to borrow)



걷다 - 걸어요
(to walk)



가르치다 - 가르쳐요
(to teach)



배우다 - 배워요
(to learn)



사다 - 사요
(to buy)



팔다 - 팔아요
(to sell)

Test (Unit 8~10)

1. Please choose the INCORRECT translation.

- A. I exercise at 8 o'clock. → 저는 8시에 운동해요.
- B. I study from 3 to 5. → 저는 3시부터 5시까지 공부해요.
- C. What time is it now? → 지금 몇 시예요?
- D. I go to school on Monday. → 저는 수요일에 학교에 가요.

2. Please choose the answer where the English and Korean terms DO NOT match.

- A. 우체국 = post office
- B. 서점 = library
- C. 좋아하다 = to like
- D. 말하다 = to talk

3. Please choose the verb with the incorrect -아/어요 form.

- A. 보다 – 봐요
- B. 일하다 – 일해요
- C. 쓰다 – 써요
- D. 마시다 – 마셔요

4. Please choose the sentence where 을/를 is not properly used.

- A. 고기를 먹어요.
- B. 책을 빌려요.
- C. 한국어를 공부해요.
- D. 영화를 좋아해요.

5. Please choose the CORRECT sentence for "I eat tteokbokki at the restaurant."

- A. 식당에 떡볶이를 먹어요.
- B. 식당에서 떡볶이를 먹어요.
- C. 식당에 떡볶이를 먹어요.
- D. 식당에서 떡볶이를 먹어요.



6. Please choose the CORRECT sentence for "I go to a cafe with my friends."

- A. 친구들과 카페에 가요.
- B. 친구들과와 카페에 가요.
- C. 친구들과 카페에서 가요.
- D. 친구와 카페에서 가요.

7. Please choose the UNNATURAL sentence.

- A. 학교에 가요.
- B. 밥을 마셔요.
- C. 편지를 써요.
- D. 다섯 명 있어요.

8. Please choose the verb with the wrong meaning.

- A. 공부하다 – to study
- B. 수영하다 – to swim
- C. 듣다 – to listen
- D. 살다 – to love

9. Please choose the correct way of writing "3:45 PM."

- A. 네 시 삼십오 분
- B. 한 시 사십이 분
- C. 세 시 사십오 분
- D. 두 시 이십삼 분

10. Please choose the CORRECT sentence for "I buy 2 bunches of grapes and some beef at the market."

- A. 시장에서 포도 두 개와 소고기를 사요.
- B. 시장에서 포도 두 개와 소고기를 서요.
- C. 시장에 포도 두 개와 소고기를 사요.
- D. 시장에 포도 두 개와 소고기를 서요.

Answer: 1-D 2-B 3-D 4-C 5-D 6-A 7-B 8-D 9-C 10-A

11

옷장 안에 무서운 귀신이 있어요!

There's a scary ghost inside the wardrobe!



Dialogue 1

- 후지모리 울리케 씨. 밤 11시예요. 집에 안 가요?
울리케 못 가요. 무서워요. 옷장 안에 무서운 귀신이 있어요.
후지모리 꿈이에요. 귀신은 없어요. 집 앞까지 같이 가요.
울리케 고마워요.

Dialogue 2

- 낸시 크리스티나 씨. 책상 위에 예쁜 상자가 있어요. 저게 뭐예요?
크리스티나 저건 낸시 씨 생일 선물이에요. 생일 축하해요.
낸시 고마워요. 귀여운 가방이네요. 정말 예뻐요.
크리스티나 낸시 씨와 어울려요.



Words and Expressions

밤	night	예쁘다	pretty
무섭다	scary	상자	box
귀신	ghost	생일	birthday
옷장	wardrobe	선물	gift
꿈	dream	축하하다	congratulate
같이	together	귀엽다	cute
위	on top of, above	어울리다	to match, to fit

안 + Verb/Adjective

못 + Verb

= negations meaning "don't" and "can't"

안 is put before **a verb or adjective**. It means "**don't**" for verbs and "**be not**" for adjectives. 못 is put only before **verbs**, not adjectives. It refers to ability and it means "**can't**". When used with 하다 **verbs**, they are put **right before** 하다 such as 공부 안 하다, 공부 못 하다.

ex.

- ❖ 가방을 안 사요. (I don't buy a bag.) / 가방을 못 사요. (I can't buy a bag.)
- ❖ 노래 안 해요. (I don't sing.) / 노래 못 해요. (I can't sing.)
- ❖ 학교에 안 가요. (I don't go to school.) / 학교에 못 가요. (I can't go to school.)

Prepositions (Location Nouns)

Unlike English where prepositions come before nouns (ex. **on** the desk), Korean prepositions come after the noun (ex. 책상 위). Prepositions are usually used together with the postpositional particle "~에" such as in 저는 학교 앞에 있어요. (I am in front of the school.), 가방 안에 있어요. (It is inside the bag.)

앞	in front of	뒤	behind
위	on, above	아래	below
안	inside	밖	outside
옆	next to	사이	between

Adjectives in Korean

Adjectives could be one of the most difficult parts for beginners in Korean. Unlike English, in Korean, there are **two types** of Adjective usage. The first one is called 관형사. This one is used right before the nouns to add a description. The other one is called 형용사 and it conjugates just like verbs.

예쁘	다
stem	basic form

For example, the adjective 예쁘다 means “to be pretty”.

If you want to say “The bag is pretty”, you should use 형용사 and its conjugations : 가방이 예쁘다. / 가방이 예뻐요.

However, if you want to say “There is a pretty bag” or “I buy a pretty bag”, you should use 관형사 describing the noun “bag” with the form ㄴ/은 :

예쁜 가방이 있어요. / 예쁜 가방을 사요.

형용사		관형사
Basic Form	아/어요	ㄴ/은
크다(big)	커요	큰
착하다(nice)	착해요	착한
맛있다(tasty)	맛있어요	맛있는
바쁘다(busy)	바빠요	바쁜



관형사 : Adjective + ㄴ/은/는

It is used right before the noun such as in 작은 모자(small hat), 귀여운 강아지(cute puppy), 맛있는 음식(tasty food).

There are only three simple rules for this :

Rule One : Take off 다(basic form)

Rule Two : If the stem ends with a 받침, put 은
If the stem doesn't end with a 받침, put ㄴ

ex.

With 받침 (+ 은)

- ❖ 작다(small) → 작은 / 좋다(good) → 좋은
- ❖ 밝다(bright) → 밝은 / 젊다(young) → 젊은
- ❖ 높다(high) → 높은 / 늦다(late) → 늦은

Without 받침 (+ ㄴ)

- ❖ 예쁘다(pretty) → 예쁜 / 웃기다(funny) → 웃긴
- ❖ 바쁘다(busy) → 바쁜 / 크다(big) → 큰
- ❖ 잘생기다(handsome) → 잘생긴 / 날씬하다(skinny) → 날씬한

Rule Three : If the adjective has either 있다 or 없다, put 는

ex.

- ❖ 맛있다(tasty) → 맛있는 / 맛없다(not tasty) → 맛없는
- ❖ 재미있다(funny) → 재미있는 / 재미없다(not funny) → 재미없는

Irregulars :

If the stem ends in the 받침 ㅂ, take off ㅂ and put 운

- ❖ 귀엽다(cute) → 귀여운 / 아름답다(beautiful) → 아름다운
- ❖ 쉽다(easy) → 쉬운 / 어렵다(difficult) → 어려운
- ❖ 새롭다(new) → 새로운 / 춥다(cold) → 추운

If the stem ends in the 받침 ㄹ, take off ㄹ and put ㄴ

- ❖ 길다(long) → 긴 / 멀다(far) → 먼

형용사 : Adjective + 아/어요

The basic form of a 형용사 is the same as with verbs: it ends with 다. It follows almost the same rules as verbs when it changes to the natural conversational form -아/어요. Each adjective is modified according to certain rules.

Rule One : Take off 다(basic form)

Rule Two : When the last syllable of the stem contains the vowels ㅏ or ㅑ,

- ❖ If the last syllable of the stem ends in a consonant, add 아요.
ex. 작다(small) → 작아요 / 짧다(short) → 짧아요
- ❖ If the last syllable of the stem doesn't end in a 받침, put 요
ex. 싸다(cheap) → 싸요 / 화나다(angry) → 화나요

Rule Three : When the last syllable of the stem doesn't contain the vowels ㅏ or ㅑ,

- ❖ If the last syllable of the stem ends in a consonant, add 어요.
ex. 넓다(broad) → 넓어요 / 길다(long) → 길어요
- ❖ If the last syllable of the stem ends with the 받침 ㅂ, take off ㅂ and put 워요
ex. 춥다(cold) → 추워요 / 덥다(hot) → 더워요
아름답다(beautiful) → 아름다워요 / 새롭다(new) → 새로워요
- ❖ If the last syllable of the stem ends with 르, remove "ㅡ", then put the 받침 ㄹ and ㅏ요
ex. 다르다(different) → 달라요 / 빠르다(fast) → 빨라요
- ❖ If the last syllable of the stem ends in "ㅡ" and has no 받침, remove "ㅡ" and put ㅏ요 or ㅑ요
ex. 예쁘다(pretty) → 예뻐요 / 크다(big) → 커요
아프다(sick) → 아파요 / 바쁘다(busy) → 바빠요
- ❖ If the last syllable of the stem ends in "ㅣ" and has no 받침, put ㅑ요
ex. 웃기다(funny) → 웃겨요 / 흐리다(blurry) → 흐려요

Rule Four : If the last syllable of the stem is 하, put 해요

ex. 심심하다(bored) → 심심해요 / 행복하다(happy) → 행복해요



	Basic Form	아/어요
+ 아요	작다 짧다	작아요 짧아요
+ 요	싸다 화나다	싸요 화나요
+ 어요	넓다 길다	넓어요 길어요
-ㅂ, + 워요	춥다 덥다	추워요 더워요
-ㄹ, + ㄹ ㅏ요	다르다 빠르다	달라요 빨라요
-ㄹ, + ㅓ/ㅕ요	예쁘다 아프다	예뻐요 아파요
-ㅣ, + ㅓ ㅕ요	웃기다 흐리다	웃겨요 흐려요
-하, + 해요	심심하다 행복하다	심심해요 행복해요

안 + Verb or Adjective/못 + Verb


Please choose between 안 and 못.



→ 아파요. 학교에 (안 / 못) 가요.



→ 목걸이가 (안 / 못) 예뻐요.



→ 오이는 맛없어요. 오이를 (안 / 못) 먹어요.
(*오이 : cucumber)



→알러지가 있어요. 복숭아를 (안 / 못) 먹어요
(*알러지 : allergy / 복숭아 : peach)



Prepositions (Location Nouns)

Please choose the correct preposition.



→ 식탁 (위 / 아래)에 사과가 있어요.



→ 병원 (옆 / 사이)에 학교가 있어요.




→ 옷장 (안 / 밖)에 옷이 있어요.



→ 은행 (앞 / 뒤)에 자동차가 있어요.
(*자동차 : car)

Adjectives in Korean

Complete two sentences for each example using **ㄴ/은/는** and **아/어요**.



(귀엽다 : cute)

1. _____ 장갑이 있어요.

2. 장갑이 _____



(맛있다 : tasty)

1. _____ 딸기가 있어요.

2. 딸기가 _____



(작다 : small)

1. _____ 인형이 있어요.

2. 인형이 _____



(아프다 : sick)

1. _____ 친구가 있어요.

2. 친구가 _____



Mini Test

Complete the text using “안/못”, “ㄴ/은/는 and 아/어요” and the given words.

무서운/무서워요(scary) 보다(see)
좋아하다(like) 맛없어요(not tasty)

- 수현 씨는 귀신이 _____ .
_____ 영화를 _____ .
- 저는 소고기를 _____ .
소고기는 _____ .

Build sentences using Prepositions.

위 아래 앞 뒤 안 밖 옆 사이




1. _____

2. _____

Culture and Expansions

Lookism in Korea



In this chapter, you've learned about adjectives. Among them, you would probably hear the adjectives related to "appearance" very often in Korea. Thinking about Korea, the following comes to many people's minds: clear skin, beautiful idol stars and actors, skinny people, makeup skills, and plastic surgery. Korean media unconsciously or intentionally encourages the idea of the "perfect beauty standard." Moreover, lookism related enterprises in Korea are spreading this value. Many businesses help people become "more beautiful," such as hospitals (plastic surgery and dermatology), cosmetics companies, and beauty/diet supplement companies. The main players of these industries are already very powerful and rich, and they want to attract more customers with commercials suggesting/cultivating the concepts of lookism and perfect beauty standards.

People learn how to fit into the beauty standard before they learn "how to love themselves." Teenagers undergo plastic surgery, and parents pay for these plastic surgeries as a "graduation gift." Some immature people discriminate against others based on appearance. Some people face discrimination at work or at school because of their appearance. There's indeed nothing wrong with trying to become a better version of oneself. However, if society places undue pressure on its people, especially imposing skewed values on kids, this will generate a bunch of "uniformly" beautiful and "empty" people. Eventually, this causes harm to society and its members. Fortunately, these days, a lot of people are trying to change this, trying not to get fooled by the media and commercials. Not only in Korea, but around the world, this lookist world can change if you all **Love Yourself**.



Various Verbs



길다 - 긴 / 길어요
(long)



짧다 - 짧은 / 짧아요
(short)



크다 - 큰 / 커요
(big)



작다 - 작은 / 작아요
(small)

Also used for height in Korean. (ex. 키가 크다 / 키가 작다) (*키 : height)



높다 - 높은 / 높아요
(high)



낮다 - 낮은 / 낮아요
(low)



맛있다 - 맛있는 / 맛있어요
(tasty)



맛없다 - 맛없는 / 맛없어요
(not tasty)



춥다 - 추운 / 추워요
(cold)



덥다 - 더운 / 더워요
(hot)

weather/temperature of a place



차갑다 - 차가운 / 차가워요
(cold)



뜨겁다 - 뜨거운 / 뜨거워요
(hot)

temperature of things



빠르다 - 빠른 / 빨라요
(fast)



느리다 - 느린 / 느려요
(slow)



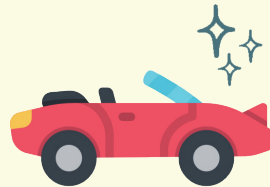
늦다 - 늦은 / 늦어요
(late)



아프다 - 아픈 / 아파요
(sick)



예쁘다 - 예쁜 / 예뻐요
(pretty)



멋있다 - 멋있는 / 멋있어요
(cool)

12

수원 화성에 어떻게 가요?

How can I go to Hwaseong Fortress?



🌸 Dialogue 1

패트릭 크리스티나 씨. 주말에 어디 가요?

크리스티나 수원 화성을 보러 수원에 가요.

패트릭 저도 다음주에 수원에 가요. 수원 화성에 어떻게 가요?

크리스티나 버스로 가요. 버스로 한 시간 정도 걸려요.

🌸 Dialogue 2

피에르 수현 씨. 내일 갈비 먹으러 가요.

수현 좋아요. 어디에서 만나요?

피에르 [왕갈비 식당] 앞에서 만나요. 여기서 걸어서 십 분 정도 걸려요.

수현 좋아요. 거기 반찬도 맛있어요.



Words and Expressions

주말	weekend	어떻게	how
어디	where	걸리다	to take (time)
보다	to see	갈비	grilled ribs
버스	bus	만나다	to meet
정도	about, around	걸어서	on foot
수원 화성	Fortress in Suwon (UNESCO heritage)	반찬	side dishes

~(으)러 가다/오다

= **to go in order to ~**

It is used to express **going/coming** to a place **to perform an action**.

If the verb stem doesn't end with 받침 or the 받침 is ㄹ → verb stem + 러 가다

If the verb stem ends with 받침 → verb stem + 으러 가다

- ex.** ❖ 공연을 보러 가요. (I go **to** see a concert.) / 놀러 와요. (I come **to** play.)
 ❖ 먹으러 가요. (I go **to** eat.) / 책을 읽으러 와요. (I come **to** read a book.)
 *irregulars : 듣다(to hear) → 들으러 / 돕다(to help) → 도우러

~(으)로

= **by, with, through, via**

It is a noun particle which means "way", "method" or "means",

If the noun ends without 받침 or the 받침 is ㄹ → 로

If the noun ends with 받침 → 으로

- ex.** ❖ 기차로 가요. (I go by train.) / 지하철로 가요. (I go by metro.)
 ❖ 트럭으로 가요. (I go by truck.) / 젓가락으로 먹어요. (I eat with chopsticks.)

noun + 도


= **also, too**

It is a particle meaning "also" and "too". However, unlike English, it is attached **after** a noun.

- ex.** ❖ 저도 한국 음식 좋아해요. (I also like Korean food.)
 ❖ 수현 씨도 멋져요. (Suhyun is also cool.)
 ❖ 저는 과일을 좋아해요. 저는 고기도 좋아해요. (I like fruits. I also like meat.)

~(으)러 가다/오다

Please complete the translations below using ~(으)러 가요/와요.



(먹다)

I go to a restaurant to eat a hamburger.

→ 레스토랑에 햄버거를 _____



(공부하다)

Sally comes to study today.

→ 오늘 샬리 씨는 _____



(만나다)

Taylor goes to meet his friends.

→ 타일러 씨는 친구들을 _____



(놀다)

I come here to play everyday.

→ 매일 여기에 _____



~(으)로

Please complete the answers below using ~(으)로.



A: 서울역에 어떻게 가요?
(taxi : 택시)

B : _____



A: 비빔밥을 어떻게 먹어요?
(spoon : 숟가락)

B : _____



A: 편지를 어떻게 써요?
(pencil : 연필)

B : _____



A: 그림을 어떻게 그려요?
(brush : 붓)

B : _____




A: 편지를 어떻게 보내요?
(email : 이메일)

B : _____

noun + 도

Please complete the translation using 도.



I like ice cream too.

_____ 아이스크림을 좋아해요.



I drink orange juice.

I also drink wine.

저는 오렌지주스를 마셔요.

저는 _____ 마셔요.




I buy a pencil.

Shawn also buys a pencil. (Shawn : 션)

저는 연필을 사요.

_____ 연필을 사요.



I am a student.

Sally is also a student. (Sally : 셸리)

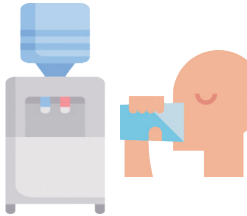
저는 학생이에요.

_____ 학생이에요.



Mini Test

Please translate the following sentences using “~(으)러 가다/오다”, “~(으)로”, “noun + 도”.



I'm going to drink water. Kristina is also going to drink water.

→ _____

→ _____



I buy with a credit card. I buy with cash too.
(credit card : 신용카드 / cash : 현금)

→ _____

→ _____



The teacher comes to meet my family.

→ _____

→ _____




I go to school by metro. Nancy also goes to school by metro.

→ _____

→ _____

Korea's Convenient Public Transportation



Korea's transportation system is well-organized with a transit system that is very environmentally conscious and reasonable. The Seoul Metro has the world's most extensive lines. They connect almost all the suburb areas in all the cities and the airports. Currently, there are 17 lines in the Seoul Metro, and many apps provide information regarding transit and arrival times. The metro fare can be paid through a transportation card or temporary metro card which can be purchased only with cash.

Intra-city and inter-city buses are in every city, so traveling with buses is very easy. Bus fares can be paid either by cash or with a transportation card when boarding. To use the metro and buses more conveniently, transportation cards called T-money or Cash B are helpful. The transfer discount is applied mutually on the metro and buses with these cards. Therefore, commuters and tourists can save a lot on transportation fees. Also, note that you can't bring food or drinks inside the bus.

Most of the cities in Korea offer citywide bicycle rental service. For example, Seoul has about 800 spots to rent and return bicycles. More and more cities are joining this bike-sharing service now. Thanks to this creative bicycle rental system all over the country and the convenient and economical public transportations, people can travel very eco-friendly and at a lower cost in Korea compared to other countries with similar economy scales.



Words related to Transportation



버스
(bus)



차/자동차
(car)



지하철
(metro)



기차
(train)



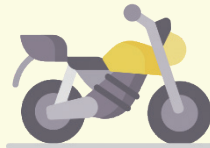
비행기
(airplane)



배
(ship, ferry)



자전거
(bicycle)



오토바이
(motorcycle)

TAXI



택시
(taxi)



교통카드
(transportation card)



환승
(transit)



요금
(fare)

13

어제는 콘서트에 갔어요.
I went to a concert yesterday.



🌸 Dialogue 1

- 피에르** 낸시 씨 어제 뭐 했어요?
낸시 어제는 BTS 콘서트에 갔어요.
피에르 우와. 저도 BTS 좋아해요. 재밌었어요?
낸시 네. 엄청 재밌었어요. 다음에는 피에르 씨도 꼭 가세요.

🌸 Dialogue 2

- 울리케** 이따 파티가 있어요. 유왕 씨도 오세요.
유왕 미안해요. 못 가요. 감기에 걸렸어요. 주말부터 아팠어요.
울리케 팬찮아요. 꼭 쉬세요.
유왕 네. 고마워요.



Words and Expressions

어제	yesterday	꼭	for sure, exactly
콘서트	concert	이따	later
우와	wow	감기	cold (disease)
재밌다	interesting, funny	~에 걸리다	to catch (a disease)
엄청	very	꼭	deeply
다음	next	쉬다	to rest

V/A + 았/었어요

= was, did (past tense of Verb and Adjective)

It is used to express going/coming to a place to perform an action.

If the last syllable of the verb stem contains the vowels ㅏ or ㅑ → 았어요

If the last syllable of the verb stem contains other vowels → 었어요

If the last syllable of the verb stem is "하" (as in 하다 verbs) → 했어요

For 이다(예요/이에요) → without 받침 : 었어요 / with 받침 : 이었어요

아니다(아니예요) → 아니었어요

- ex.**
- ❖ 팔다 → 팔았어요 / 작다 → 작았어요 / 보다 → 봤어요 / 화나다 → 화났어요
 - ❖ 먹다 → 먹었어요 / 길다 → 길었어요 / 춥다 → 추웠어요 / 주다 → 줬어요
 - ❖ 공부하다 → 공부했어요 / 운동하다 → 운동했어요
 - ❖ 학생이에요 → 학생이었어요 / 화가예요 → 화가였어요.
 - ❖ 학생이 아니예요 → 학생이 아니었어요 / 화가가 아니예요 → 화가가 아니었어요

irregulars

걸리다 → 걸렸어요 / 마시다 → 마셨어요 / 쓰다 → 썼어요 / 예쁘다 → 예뻐요

V + (으)세요

= Please (verb)

This expression is used to politely request an action and to give directions or orders.

If the verb stem ends with a 받침 → 으세요

If the verb stem doesn't end in a 받침 → 세요

- ex.**
- ❖ 입다 → 입으세요 / 웃다 → 웃으세요 / 벗다 → 벗으세요
 - ❖ 오다 → 오세요 / 운동하다 → 운동하세요

irregulars

1. honorifics : 먹다 → 드세요 / 자다(to sleep) → 주무세요
2. ㄹ irregulars : 팔다 → 파세요 / 만들다 → 만드세요 / 듣다 → 들으세요 / 걷다 → 걸으세요

V/A + 았/였어요

Please complete the conversations with the expression V/A + 았/였어요.



A : 어제 뭐 했어요?

B : 남자친구와 영화를 _____



A : 저번주 토요일에 뭐 했어요?

B : 헬스장에서 _____



A : 지난 주말에 뭐 했어요?

B : 부산에 _____



A : 아침 식사 맛있었어요?

B : 아니요, _____



A : 영화가 어땠어요? (How was the movie?) (*어떨다 : to be how)

B : _____



Please circle the correct verb between the 아/어요 or 았/었어요 forms.



A : 지금 뭐 해요?

B : 손을 (씻어요 / 씻었어요).



A : 어제 밤에 뭐 했어요?

B : 방에서 일기를 (써요 / 썼어요).



A : 이번 주말에 뭐 해요?

B : 집을 (청소해요 / 청소했어요).



A : 도서관에 같이 가요.

B : 도서관 이미 문 (닫아요 / 닫았어요).
(*이미 : already)

V + (으)세요

Please change the sentences below into ~(으)세요 form.



신발을 벗다.

→ _____




웃다.

→ _____



외투를 입다.

→ _____



모자를 쓰다.

→ _____



Mini Test

Complete the text below with the given words.

안 갔어요 쉬세요 공부했어요

A : 어제 파티에 갔어요?

B : 아니요. _____

A : 왜 _____ ?

B : 시험이 있어요. _____

A : 오늘은 꼭 _____

Build sentences using “ ~(으)세요 ” and the given words.

병원

칠판(blackboard)




1. _____

2. _____

Culture and Expansions

How to Find LOVE in Korea



In Korea, there are many ways to find a partner. First, you can naturally meet at school, work, or social clubs. Just like in every country, two people belonging to the same group with similar interests can be attracted to each other and become a couple. Also, one can find love in a total stranger at a bar or night club. In Korea, there are special bars for searching for love, called 헌팅포차(heonting—from the English word “hunting.” pocha—which means a Korean style bar). Young people who want a partner or someone to date, go there. Usually, the bar creates a natural environment to talk to each other and sometimes play a simple game together. Another way to meet a girlfriend/boyfriend is through a blind date. It is called “소개팅(sogaeting)” and it is very common in Korea. Usually, a mutual acquaintance sets up two single people to meet up at places like cafés or restaurants. Before the meeting, the third person gives some basic information and shares the other’s pictures to both parties so that they can decide whether to see each other. If they both agree, the third person gives their contact number or Kakao id, and they text for a while before they actually meet. College students sometimes do 미팅(miting—from the English word “meeting”), which is a group version of 소개팅.

These days, people also meet their partner through dating apps. It was considered “dangerous” until a few years ago. However, it is becoming more and more common, and the number of users has highly increased since many dating apps started to apply a stricter policy and approval system for users’ safety.




Various Verbs 2



쉬다
(to rest)



입다
(to wear)



벗다
(to take off)



쓰다
(to wear a hat/cap/mask)



신다
(to wear socks/shoes)



차다
(to wear a watch/bracelet)

Test (Unit 11~13)

1. Please choose the INCORRECT translation.

- A. I can't go to school today. → 오늘 학교에 안 가요.
- B. There is a bank next to the school. → 학교 옆에 은행이 있어요.
- C. I have a cute doll. → 귀여운 인형이 있어요.
- D. The phone is inside my bag. → 휴대폰은 제 가방 안에 있어요.

2. Please choose the answer where English and Korean DO NOT match.

- A. 예쁘다 = pretty
- B. 기차 = train
- C. 택시 = taxi
- D. 쉬다 = to wear

3. Choose the adverb with the incorrect ㄴ/은/는 form.

- A. 크다 - 큰
- B. 작다 - 작은
- C. 길다 - 길은
- D. 재밌다 - 재밌는

4. Choose the sentence with the wrong 아/어요 adverb form.

- A. 머리가 아퍼요.
- B. 고기가 맛있어요.
- C. 책이 어려워요.
- D. 기차는 빨라요.

5. Choose the CORRECT sentence for "I go to the gym to exercise."

- A. 헬스장에 운동하러 가요.
- B. 헬스장에서 운동해요 가요.
- C. 헬스장에 운동하세요 가요.
- D. 헬스장에서 운동한 가요.



6. Please choose the CORRECT sentence for "Please wear a mask."

- A. 마스크를 벗으세요.
- B. 마스크를 쓰세요.
- C. 마스크를 써요.
- D. 마스크를 씹니다.

7. Please choose the sentence for "I was sick yesterday."

- A. 오늘 아파요.
- B. 어제 아파요.
- C. 어제 아팠어요.
- D. 어제 아프세요.

8. Please choose the wrong translation.

- A. 낸시 씨도 강아지를 좋아해요 – Nancy also likes puppies.
- B. 저는 젓가락으로 국수를 먹어요 – I eat noodles with chopsticks.
- C. 매일 일하러 가요 – I go to work every day.
- D. 학교에 걸어서 가요 – I go to school by train.

9. Choose the CORRECT sentence for "Pia also comes to exercise."

- A. 피아 씨는 운동하세요 와요.
- B. 피아 씨도 운동해요 와요.
- C. 피아 씨도 운동하러 와요.
- D. 피아 씨는 운동하러 와요.

10. Choose the CORRECT sentence for "The small doll is pretty."

- A. 작은 인형이 예뻐요.
- B. 작아요 인형이 예뻐요.
- C. 작은 인형이 예뻐요.
- D. 작아요 인형이 예뻐요.

Answer: 1-A 2-D 3-C 4-A 5-A 6-B 7-C 8-D 9-C 10-A

14

매운 음식 먹지 마세요.
Don't eat spicy food.



Dialogue 1

- 수현 패트릭 씨 괜찮아요?
패트릭 아침부터 계속 배가 아프고 몸이 안 좋아요.
수현 약을 꼭 드시고 당분간 매운 음식 먹지 마세요.
패트릭 네. 고마워요.

Dialogue 2

- 피에르 크리스티나 씨. 어제 뭐 했어요?
크리스티나 한복을 입고 경복궁에 놀러 갔어요. 여기 사진이요.
피에르 우와. 머리부터 발 끝까지 정말 예뻐요. 잘 어울려요.
크리스티나 고마워요. 그래도 반하지 마세요!



Words and Expressions

괜찮다	fine, alright	드시다	to eat (politely)
계속	continuously	맵다	spicy
배	stomach, belly	한복	Korea's traditional clothes
몸	body	머리	head
몸이 안 좋다	feel unwell	발끝	tiptoe
약	medicine	반하다	fall in love, have a crush on

V + 지 마세요

= **Don't ~**

It is used to request or order not doing a certain action. It can't be used with 이다 verb such as in 학생이지 마세요 (X).

From : Verb stem + 지 마세요

ex.

- ❖ 가다 → 가지 마세요 / 먹다 → 먹지 마세요 / 보다 → 보지 마세요
- ❖ 공부하다 → 공부하지 마세요 / 마시다 → 마시지 마세요 / 쓰다 → 쓰지 마세요

V/A 고 V/A

= **and (connecting particle)**

This is used to connect two <verbs/adjectives/sentences> together in one sentence. This can mean both **"and"** when simply connecting two different sentences or **"and then"** which shows the order of two different verbs.

Form : Verb stem + 고

ex.

- ❖ 가다 → 가고 / 먹다 → 먹고 / 보다 → 보고 / 공부하다 → 공부하고
- ❖ 마시다 → 마시고 / 쓰다 → 쓰고
- ❖ 길다 → 길고 / 작다 → 작고 / 예쁘다 → 예쁘고

ex.

- ❖ 울리케 씨는 키가 크고 멋있어요. (Ulrike is tall and cool.)
- ❖ 저는 숙제하고 낸시 씨는 운동해요. (I do homework and Nancy exercises.)
- ❖ 먹고 학교에 가요. (I eat breakfast and then go to school.)
- ❖ 친구들을 만나고 공부해요. (I meet friends and study on the weekend.)

V + 지 마세요

Please complete the translations using V + 지 마세요.



(전화하다)

Don't make a call in the classroom.

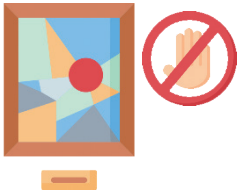
→ 교실에서 _____



(이야기하다)

Don't speak in English.

→ 영어로 _____



(만지다)

Don't touch the painting.

→ 그림을 _____



(마시다)

Don't drink alcohol.

→ 술을 _____



Please change the sentences below into V + 지 마세요 form.



수업 시간에 자다.

→ _____




수영장에서 뛰다.

→ _____



길에 쓰레기를 버리다.

→ _____



목욕탕에서 수영하다.

→ _____


V/A 고 V/A

Please connect the two short sentences into one(sentence).



샬리 씨는 노래하다.
자스민 씨는 춤추다.

→ _____



미나 씨는 똑똑하다.
미나 씨는 착하다.

→ _____



신발을 신다.
모자를 쓰다.

→ _____



어제 준 씨는 쇼핑을 했다.
어제 준 씨는 학교에 갔다.

→ _____



Mini Test

Complete the sentences using “V + 지 마세요” and “V/A 고 V/A”.



Don't eat and drink inside the car.

→ 차 안에서 _____



Mom likes Korean food and Dad likes Japanese food.

→ 엄마는 _____



Don't pick the flowers in the garden.
(*pick : 꺾다)

→ 정원에서 _____



Bao is at home and I am at the bank.

→ 바오 씨는 집에 _____

Culture and Expansions

Hanbok and Hanok



한복 is Korea's traditional outfit, which has been inherited from over a thousand years ago. The male 한복 is composed of the upper jacket called "저고리(jeogori)" and pants called "바지(baji)." An overcoat called "두루마기(durumagi)" is sometimes added depending on the occasion and weather. The female 한복 includes "저고리(jeogori)" and a long wrap skirt named "치마(chima)". Throughout history, Koreans used to wear 한복 in their daily lives, but only very few people wear it—usually the modernized version—daily nowadays. People typically wear it for special events and anniversaries.

The traditional Korean house 한옥 was first designed in the 14th century in the Joseon Dynasty. 한옥 is very eco-friendly. It is usually made out of natural resources that do not harm the environment, such as soil, rock, and timber. Moreover, the resources are recyclable. You can still find 한옥 in some places in Korea: Bukchon Hanok Village, Jeonju Hanok Village, and Andong Hahoe Village.


Experiencing the traditions of Korea would motivate your Korean studies, and give you a lot of meaningful memories. Please visit some traditional villages wearing 한복 when you have a chance to come to Korea.






Words related to Body

body : 몸



face : 얼굴



Adverbs related to Taste



맛있다
(tasty)



맵다
(spicy)



달다
(sweet)



쓰다
(bitter)



짜다
(salty)



시다
(sour)



Words related to Seasons and Nature



계절
(season)



사계절
(four seasons)



봄
(spring)



여름
(summer)




가을
(autumn)



겨울
(winter)

15

한국인 친구를 많이 사귀고 싶어요.
I'd like to make many Korean friends.



Dialogue 1

크리스티나 여보세요.

낸시 크리스티나 씨. 낸시예요. 잘 지냈어요?

크리스티나 네. 저는 요즘 한국인 친구들이 많이 생겼어요.
미국은 지금 몇 시예요?

낸시 오후 6시예요. 한국보다 13시간 늦어요.
저도 한국인 친구를 많이 사귀고 싶어요. 한국에서 곧 만나요

Dialogue 2

울리케 후지모리 씨. 빨간색과 분홍색 중에 어떤 색 옷이 더 예뻐요?

후지모리 둘 다 예뻐요.

하지만 분홍색보다 빨간색이 더 울리케 씨에게 잘 어울려요.

울리케 제 옷이 아니라 수현 씨 선물이에요.

후지모리 그럼 분홍색이요. 수현 씨는 분홍색이 어울려요.



Words and Expressions

여보세요	Hello (on the phone)	~중에	among, between
지내다	to get along, to make a living	빨간색	red color
요즘	recently	다	all
생기다	to get, to be formed	~에게 어울리다	to fit, to match, to look good on sb
많이	a lot	~이 아니라	not ~
사귀다	to make (friends or lover)	선물	gift, present

~고 싶다(싶어요)

= want to ~

It is used to express the speaker's wish or hope to do something. It can be used only with the subjects **I and You**, not in the third person. To express a **third person's** wish or hope, you should use **싶어하다(싶어해요)**.

Form: **Verb stem + 고**

- ex.**
- ❖ 영화 보고 싶어요. (I want to see a movie.)
 - ❖ 파스타가 먹고 싶어요? (Do you want to eat pasta?)
 - ❖ 패트릭 씨를 만나고 싶었어요. (I wanted to meet Patrick.)
 - ❖ 크리스티나 씨는 놀고 싶어해요. (Kristina wants to play.)

~보다 더~

= more ~ than ~

This expression is used to compare two different things. ~보다 means **than**. And the noun coming **before** 보다 is the term getting compared. 더~ means **more** and it can be used without ~보다 as well.

The position for 'noun + 보다' is very **flexible**, so you can just put 보다 after the noun that you want to compare.

Noun 1이/가 Noun 2보다 (더) ~ = Noun 2보다 Noun 1이/가 (더) ~

Noun 1을/를 Noun 2보다 (더) ~ = Noun 2보다 Noun 1을/를 (더) ~

- ex.**
- ❖ 미국이 한국보다 더 커요. (America is bigger than Korea.)
 - ❖ 농구보다 야구가 더 재밌어요. (Baseball is more interesting than basketball.)
 - ❖ 만화책을 교과서보다 더 읽어요. (I read cartoons more than textbooks.)
 - ❖ 저는 사과보다 수박을 더 좋아해요. (I like watermelon more than apples.)

~고 싶다(싶어요)

Please circle the proper verb.



크리스티나 씨는 라면을 먹고 (싶어요 / 싫어해요).



저는 방탄소년단 음악을 듣고 (싶어요 / 싫어해요).



지금 노래하고 (싶어요 / 싫어해요).



찰리 씨는 춤추고 (싶어요 / 싫어해요).



Please change the sentences into ~고 싶어요 form.



친구와 놀다.

→ _____



폭 자다.

→ _____



드라마를 보다.

→ _____



파란 넥타이를 사다.

→ _____

~보다 더~

Please complete the translations using ~ 보다 더.




I like chocolate more than candy.
(*candy : 사탕)

→ _____



My bag is smaller than Nancy's bag.

→ _____



Bulgogi is tastier than Bibimbap.

→ _____



A dog is smarter than a hamster.

→ _____



Please complete the conversations below with the expression ~ 보다 더.

유나 씨 < 제이콥 씨

A : 누가 더 키가 커요?

B : _____

공포 영화 > 로맨스 영화

A : 무엇을 더 좋아해요

B : _____

서울 < 수원

A : 어디가 더 예뻐요?

B : _____

순대 < 떡볶이

A : 어떤 음식이 더 맛있어요?

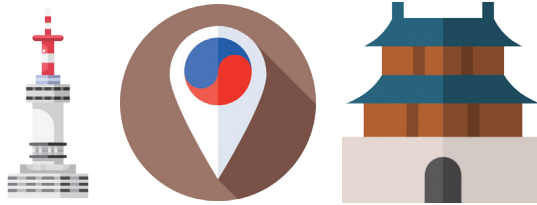
B : _____

토끼 > 거북이

A : 뭐가 더 빨라요?

B : _____

Places to Enjoy Korea's Traditional Culture



Bukchon Hanok Village in Seoul(북촌 한옥마을)

Bukchon Hanok Village is Korea's traditional village with 600 years of history. Many old traditional wooden houses are well preserved in this place. It is located at the top of a hill near Gyeongbok Palace(경복궁) and Changdeok Palace(창덕궁) where the royal family used to live for hundreds of years. There are a lot of 한복 rental stores near this place so you can take unique photos and make precious memories in Bukchon Hanok Village and palaces wearing 한복.

Korean Folk Village in Yongin(한국민속촌)

This place recreated not just the traditional houses and environments but also the lifestyle of the Joseon Dynasty. Therefore, people can experience a sort of Time Travel to Joseon's village. There are a lot of activities to enjoy highlighting traditions and many talented actors wear traditional costumes and enact various roles. You can interact with the performers and actors in the Korean Folk Village. Also, it is a site for many historical dramas and films.

Hwaseong Fortress in Suwon(수원 화성)

It all started from King Jeongjo's love for his murdered father (who never became a king), Crown Prince Sado. He re-build the city Suwon, the first planned city of Korea, to remember his father. He built the palace "Haenggung" and the UNESCO World Heritage Hwaseong Fortress near his father's tomb. Being both beautiful and functional, Hwaseong has been praised as the quintessence of Korea's fortress architecture. The beautiful pond "Banghwasuryujeong" inside Hwaseong Fortress is the author's favorite place in Korea. Moreover, the defense stronghold is unrivaled by any other Korean fortresses, featuring an array of fortifications adopted from various fortresses of the then-contemporary states of China and Europe. It is considered to be an outstanding work of military architecture, making excellent use of military construction techniques from both the East and West.




Words related to Color



색깔
(color)



빨강(n) / 빨간(ad)
(red)



주황
(orange)




노랑
(yellow)



초록
(green)



파랑(n) / 파란(ad)
(blue)



보라
(purple)



하양(n) / 흰(ad)
(white)



검정
(black)

Test (Unit 14~15)

1. Please choose the INCORRECT translation.

- A. I eat lunch and then work. → 저는 점심을 먹고 일해요.
- B. Ulrike is pretty and nice. → 울리케 씨는 예쁘고 착해요.
- C. Don't touch the door. → 문을 만지세요.
- D. Don't play at night. → 밤에 놀지 마세요.

2. Please choose the answer where the English and Korean terms DO NOT match.

- A. 눈 = eye
- B. 코 = ear
- C. 입 = mouth
- D. 다리 = leg

3. Please choose the word that is NOT a color.

- A. 빨강
- B. 노랑
- C. 초록
- D. 머리

4. Please choose the INCORRECT translation.

- A. Vietnam is hotter than Korea. → 한국이 베트남보다 더워요.
- B. I want to go to a park. → 공원에 가고 싶어요.
- C. Mina is taller than Jamie. → 미나 씨가 제이미 씨보다 키가 커요.
- D. I want to buy a new phone. → 새 휴대폰을 사고 싶어요.

5. Choose the CORRECT sentence for "Japan is smaller than China."

- A. 일본이 중국보다 커요.
- B. 일본보다 중국이 작아요.
- C. 일본이 중국보다 작아요.
- D. 일본보다 중국이 커요.



6. Please choose the CORRECT sentence for "I want to drink some tea."

- A. 차 마셔요 싶어요.
- B. 차 마시지 마세요.
- C. 차 마시세요.
- D. 차 마시고 싶어요.

7. Please choose the CORRECT sentence for "Don't swim alone."

- A. 혼자 수영하세요.
- B. 혼자 수영하지 마세요.
- C. 혼자 수영했어요.
- D. 혼자 수영하고 싶어요.

8. Please choose the UNNATURAL sentence.

- A. 선생님이지 마세요.
- B. 밤에 혼자 걷지 마세요.
- C. 매운 음식을 먹지 마세요.
- D. 오늘은 운동하지 마세요.

9. Choose the CORRECT sentence for "Nana sleeps and Mia works."

- A. 나나 씨는 자고 미아 씨는 일해요.
- B. 나나 씨는 자요 미아 씨는 일해요.
- C. 나나 씨는 잤어요 미아 씨는 일했어요.
- D. 나나 씨는 자 미아 씨는 일해요.

10. Choose the CORRECT translation for "Don't buy the blue bag, please buy the red bag."

- A. 파란 가방 사지 마세요. 빨간 가방 사지 마세요.
- B. 파란 가방 사세요. 빨간 가방 사지 마세요.
- C. 파란 가방 사지 마세요. 빨간 가방 사세요.
- D. 파란 가방 사세요. 빨간 가방 사고 싶어요.

Answer: 1-C 2-B 3-D 4-A 5-C 6-D 7-B 8-A 9-A 10-C

KOREAN FOR ALL

초판 1쇄 1st edition published 2020. 6. 1

개정판 2쇄 Revised edition published 2021. 8. 9

지은이 Written by SOO KIM

편집 Edited by Florence Kim

펴낸곳 Published by Soo and Carrots

제작 Printed by Longtail Books

ISBN 979-11-970807-1-5 13710

Copyright © 2020 SOO KIM

